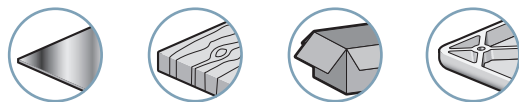




## Branch-specific applications



## Presentation

VS series suction pads with bellows are recommended for gripping products on different planes (wide deflection) where they can replace spring systems, and for gripping spherical or cylindrical objects gripped at an angle (ball-joint effect).

- Large deflection (stroke)
- Flexibility

## Types of use



## Materials

<b>NBR</b>	Nitrile	<b>PUB</b>	Blue polyurethane
<b>SIT5</b>	Translucent silicone	<b>NBRA</b>	Antistatic nitrile
<b>NR</b>	Natural rubber	<b>SIA</b>	Antistatic silicone
<b>STN</b>	Siton®	<b>SIHT</b>	High temperature silicone

Icon	Ø (mm)	Volume (cm³)	Force (N) (1)	R <sub>min</sub> (mm)	NBR	SIT5	NR	STN	PUB	NBRA	SIA	SIHT
VS 5	5	0.04	0.66	8	■	■		■	□			
VS 6	6	0.04	0.68	8	■	■		□	□			
VS 7	7	0.0425	1.3	8	■	■		■	□			
VS 9	9	0.15	1.5	10	■	■	■	■	■	■	■	■
VS 12	12	0.54	3.9	13	■	■	■	■	■			
VS 14	14	0.975	4.1	15	■	■	■	■	■			
VS 18	17.5	1.35	6.1	20	■	■	■	■	■			
VS 20	20	2	6.4	30	■	■	■	■	■			
VS 25	25	5.4	9	30	■	■	■	■	■			
VS 26	25	6.1	15	30	■	■	■	■	■			
VS 32	32	10	16.8	35	■	■	■	■	■			
VS 42	42	19.5	29	75	■	■	■	■	■			
VS 52	52	36	40	75	■	■	■	■	■			
VS 62	62	72.5	57	75	■	■	■	■	■			
VS 88	88	165	184	100	■	■	■	□	□			

(1) Actual force of the suction pad with a 90% vacuum and a safety factor of 2 included.

- Standard
- On request

## Choice of fittings

Icon (Ø)	Group	Icon	M3M	M5M	M6M	M8M	M10M	1/8F	1/8M	10/32 M	1/4F	1/4M	3/8M	1/2M
5, 6	1	2/15	■	■	■			■	■	■				
7... 25	1	2/15		■	■			■	■	■				
26... 62	2	2/16		■	■	■	■	■	■		■	■		
88	3	2/17					■		■		■	■	■	■

- Standard

Fitting: M = male  
F = female

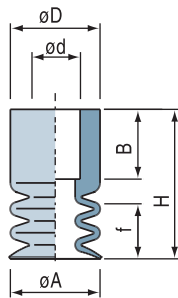
**For all orders, please specify** : Model + Diameter + Material AND factory-cripped fitting (optional)  
OR: Model + Diameter + Material + choice of removable fitting

1: Model	2: Diameter	3: Material	4: Factory-cripped fitting			
VS	5 ... 88	NBR ... Please refer to the table	For Ø26... 62 mm suction pad		For Ø88mm suction pad	
			IM14	1/4G male	IM14	1/4G male
			IF14	1/4G female	IF14	1/4G female
					IM38	3/8G male

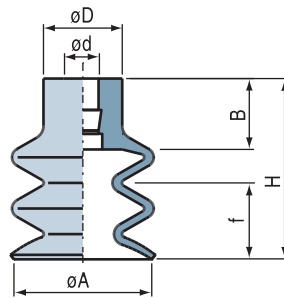
E.g. **VS 18 SIT5 IF14**  
(VS series suction pad, Diameter 18, translucent silicone with factory-cripped 1/4G female fitting)

## Dimensions

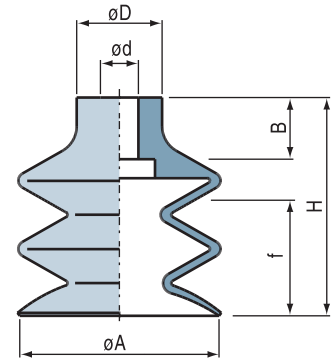
VS 5... 9





VS 12... 25



VS 26... 88

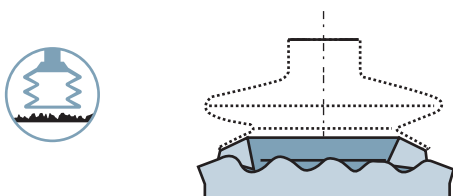


	Ø A (mm)	H (mm)	Ø d (mm)	Ø D (mm)	f (mm)	B (mm)	 (g)
VS 5	5	13.5	4	7	3	8	0.5
VS 6	6	13.2	4	7	3	7	0.5
VS 7	7	13.5	4.7	9	3	6	0.5
VS 9	9	15	4.4	9	3	7	0.6
VS 12	12	21	4	10	7	9	1.1
VS 14	14	23	4	10	10	9	1.4
VS 18	17.5	23	4	10	10	9	1.8
VS 20	20	23	4	10	10	9	2.2
VS 25	25	34	4	10	20	9	3.8
VS 26	25	31	8	16	11	13	8
VS 32	32	37.5	8	18	14.5	13	9.4
VS 42	42	46	8	18	22	13	18.5
VS 52	52	49	8	18	27	13	24.6
VS 62	62	55	8	21	31	13	50
VS 88	88	87.5	12	25	48.5	20	175

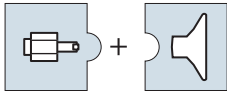
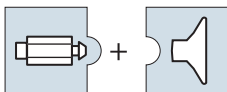
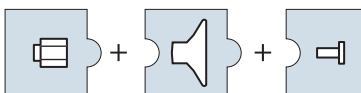
The values represent the average characteristics of our products.  
 (1) f = Deflection of the suction pad.

### Granular surfaces

For handling objects with a granular or textured gripping surface, use VS suction pads with the VSBM foam strip option (see page 2/14).



### Types of assembly

- Factory-crimped fitting: 
- Hollow shaft fitting: 
- Removable fitting: (adapter and hollow screw) 

### Assembly diagrams

COVAL suction pads can be assembled in a wide variety of configurations. see pages 2/15 to 2/17.

### Accessories

To optimize the use of your suction pads, Coval offers a comprehensive range of accessories (feelers, spring extensions, and feeder systems, etc.), see chapters 5 and 13.