PALETTI

PRECISE, LONG-LASTING, INDIVIDUAL

ALUMINIUM PROFILES AND SYSTEM SOLUTIONS FOR INDUSTRY

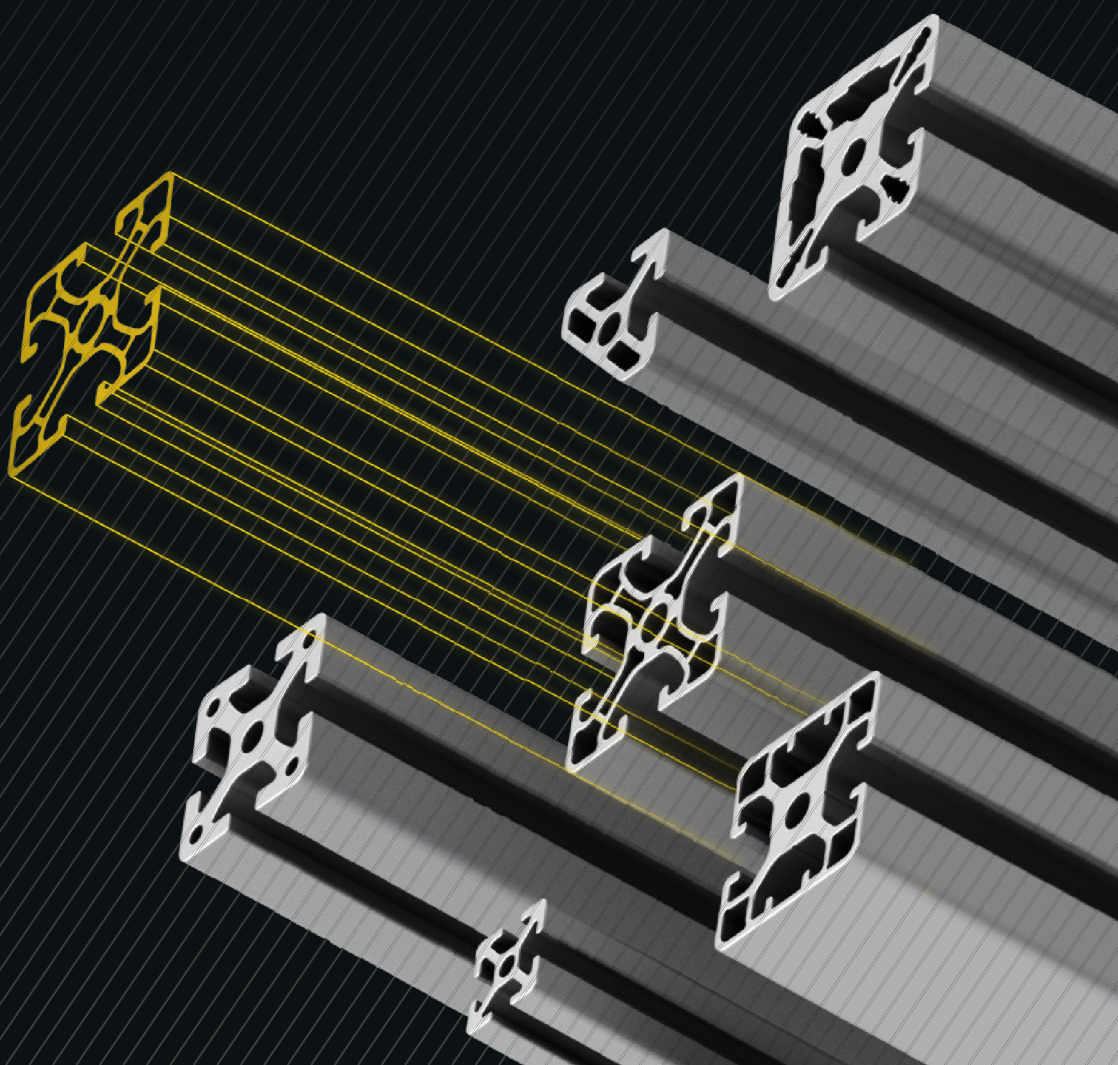

www.paletti-group.com

PALETTI

40 Matrix 40

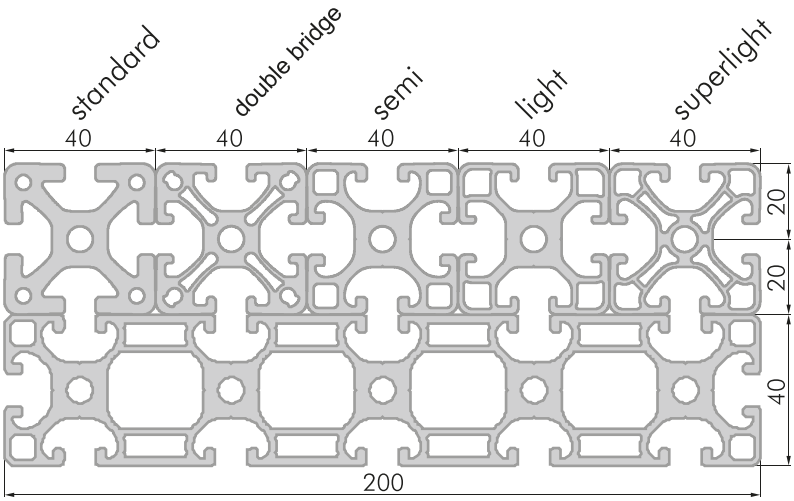

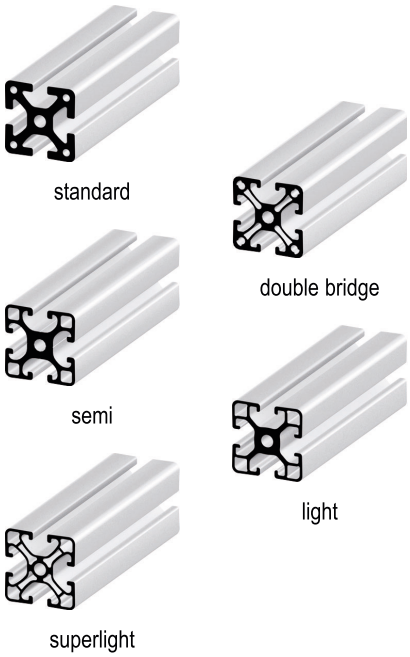

- t-slot 8
- center hole for M 8

30 Matrix 30 midi

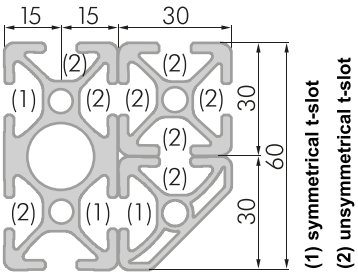

- t-slot 8
- center hole for M 8

20 Matrix 20 mini

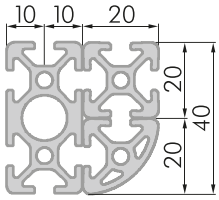

- t-slot 5
- center hole for M 5

1.5 Matrix 1.5 inch

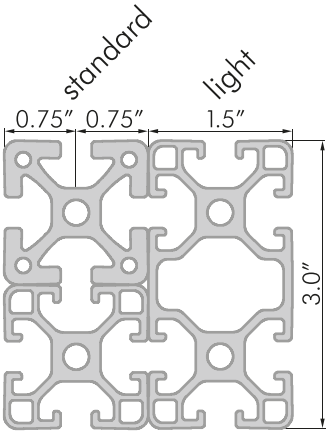



- t-slot 8
- center hole for M 8

1.0 Matrix 1.0 inch

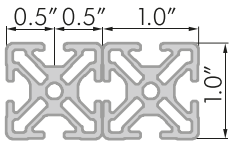

- t-slot 5
- center hole for M 5

Profiles 40

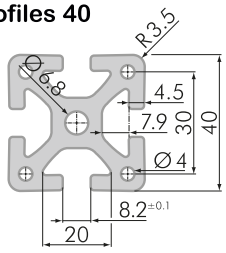



Technical Data	40 x 40	40 x 80	40 x 120	40 x 160	40 x 200	80 x 80	80 x 80 bridge
I_x [cm4]	12.91	93.73	302.18	697.91	1386.00	173.08	174.65
I_y [cm4]	12.91	26.08	39.24	52.41	66.71	173.08	188.12
W_x [cm3]	6.46	23.43	50.36	87.24	138.60	43.27	43.66
W_y [cm3]	6.46	13.04	19.62	26.21	33.36	43.27	47.03
A [cm2]	8.49	15.95	23.41	30.87	33.36	24.51	27.98
G [kg/m]	2.30	4.32	6.34	8.37	10.52	6.64	7.58
part number	SP4000N	SP4200N	SP4400N	SP4600N	SP4700N	SP8400N	SP8100N
per m charge	SP4001N	SP4201N	SP4401N	SP4601N	SP4701N	SP8401N	SP8101N
cutting charge	SB1001	SB1001	SB1002	SB1002	SB1003	SB1002	SB1002

Profiles 80

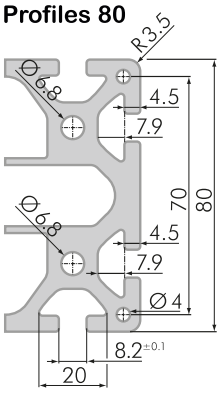

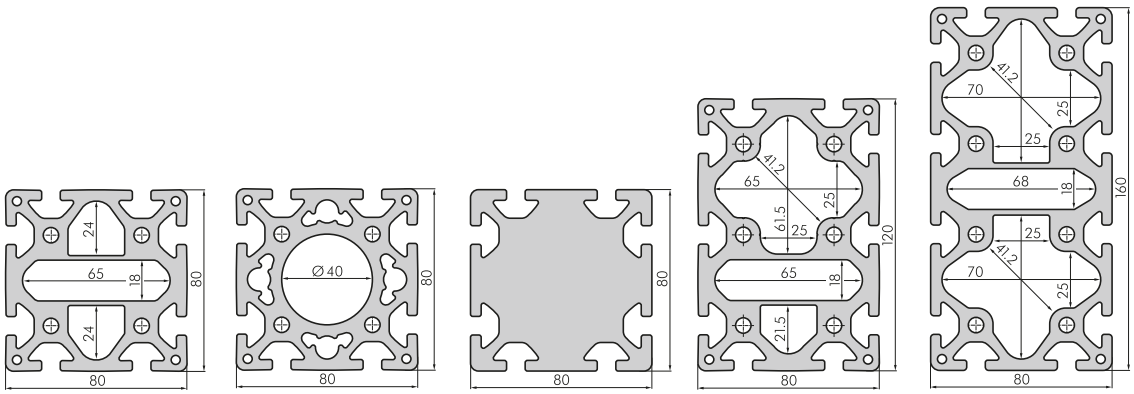

Technical Data	80 x 80 bridge NV	80 x 80 round	80 x 80 filled	80 x 120	80 x 160 bridge
I_x [cm4]	177.21	188.31	239.66	554.55	1112.01
I_y [cm4]	190.67	188.31	239.66	274.80	346.22
W_x [cm3]	44.30	47.08	59.92	89.73	139.00
W_y [cm3]	47.67	47.08	59.92	68.70	86.56
A [cm2]	28.23	30.24	50.99	38.57	45.56
G [kg/m]	7.62	8.20	13.82	10.45	12.35
part number	SP8150N	SP8000N	SP8800N	SP8500N	SP8700N
per m charge	SP8151N	SP8001N	SP8801N	SP8501N	SP8701N
cutting charge	SB1002	SB1002	SB1002	SB1003	SB1003

Profiles 40

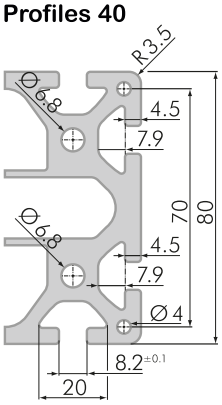

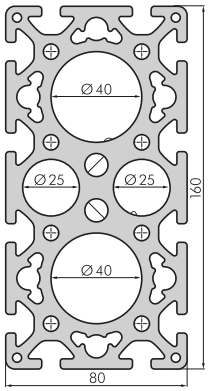

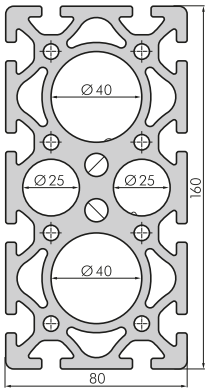

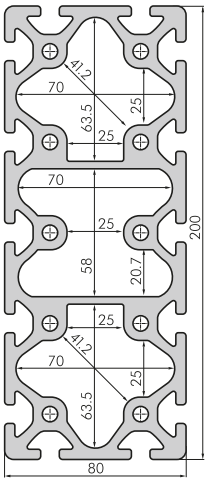

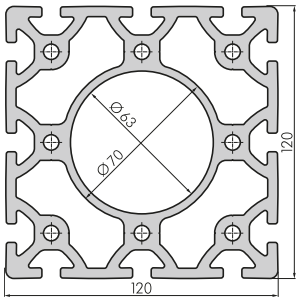

Technical Data	80 x 160 round	80 x 160 round NV	80 x 200	120 x 120
I_x [cm4]	1,354.32	1,300.36	2,120.64	763.23
I_y [cm4]	371.87	364.04	425.40	763.23
W_x [cm3]	169.29	162.55	212.06	127.21
W_y [cm3]	92.97	91.01	106.35	127.21
A [cm2]	59.48	56.65	54.54	47.92
G [kg/m]	16.12	15.35	14.78	12.99
part number	SP8200N	SP8250N	SP8600N	SP7650N
per m charge	SP8201N	SP8251N	SP8601N	SP7651N
cutting charge	SB1003	SB1003	SB1003	SB1003

Profiles 40

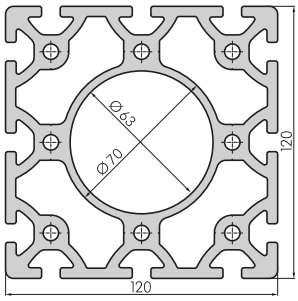

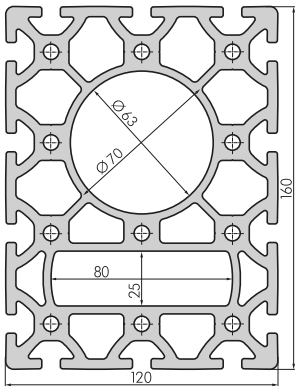

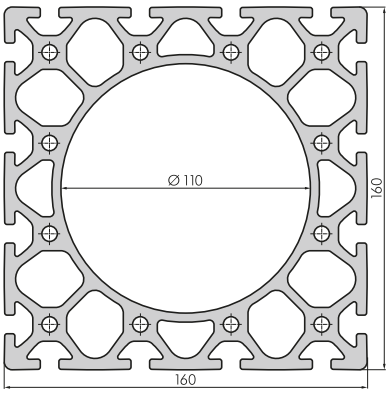

Technical Data	120 x 120 NV	120 x 160	160 x 160
I_x [cm4]	772.13	1,737.86	2,230.55
I_y [cm4]	772.13	1,042.18	2,230.55
W_x [cm3]	128.69	212.97	278.82
W_y [cm3]	128.69	173.70	278.82
A [cm2]	48.31	66.39	74.12
G [kg/m]	13.09	17.99	20.09
part number	SP7660N	SP7670N	SP7680N
per m charge	SP7661N	SP7671N	SP7681N
cutting charge	SB1003	SB1003	SB1003

Profiles 40

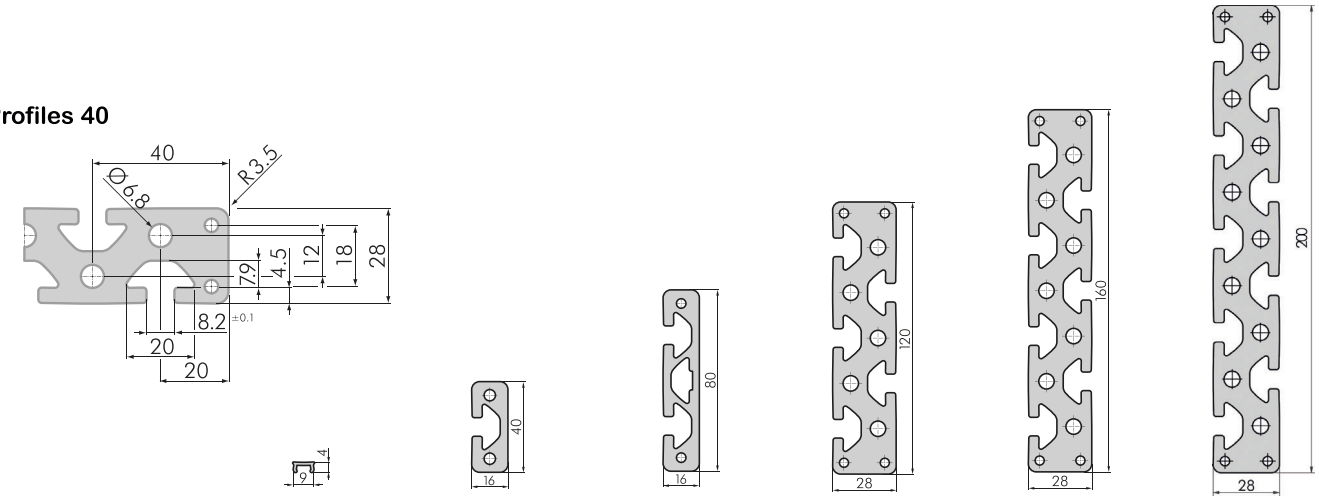

Technical Data	Cover Profile 40	16 x 40	16 x 80	28 x 120	28 x 160	28 x 200
I_x [cm4]	0.00	6.95	48.99	302.71	695.74	1327.48
I_y [cm4]	0.01	1.08	2.17	15.31	20.25	25.01
W_x [cm3]	0.01	3.48	12.25	50.45	86.97	93.05
W_y [cm3]	0.02	1.27	2.55	10.63	14.16	2.5
A [cm2]	0.11	4.26	7.82	23.10	30.36	37.37
G [kg/m]	0.03	1.15	2.12	6.26	8.23	9.94
part number (natural)	SP7900N	SP3000N	SP3100N	SP3300N	SP3400N	SP3450N
per m charge (natural)	SP7901N	SP3001N	SP3101N	SP3301N	SP3401N	SP3451N
part number (black)	SP7900S	SP3000S				
per m charge (black)	SP7901S	SP3001S				
cutting charge	SB1001	SB1001	SB1001	SB1002	SB1002	SB1003

Profiles 40 double bridge



Technical Data	40 x 40 double bridge	40 x 80 double bridge	40 x 120 double bridge	80 x 80 double bridge	80 x 80 7N double bridge
I_x [cm4]	10.16	73.74	234.92	146.92	108.12
I_y [cm4]	10.16	19.88	28.94	146.92	108.12
W_x [cm3]	5.08	18.44	39.15	36.73	24.74
W_y [cm3]	5.08	9.94	14.47	36.73	24.74
A [cm2]	6.54	12.64	18.03	21.56	17.88
G [kg/m]	1.77	3.43	4.89	5.84	4.85
part number	SP5100N	SP5300N	SP5220N	SP5500N	SP5470N
per m charge	SP5101N	SP5301N	SP5221N	SP5501N	SP5471N
cutting charge	SB1001	SB1001	SB1002	SB1002	SB1002

PALETTI

Profiles 40 semi

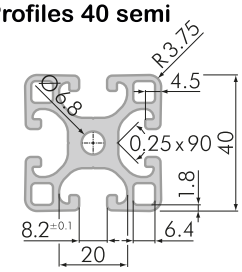

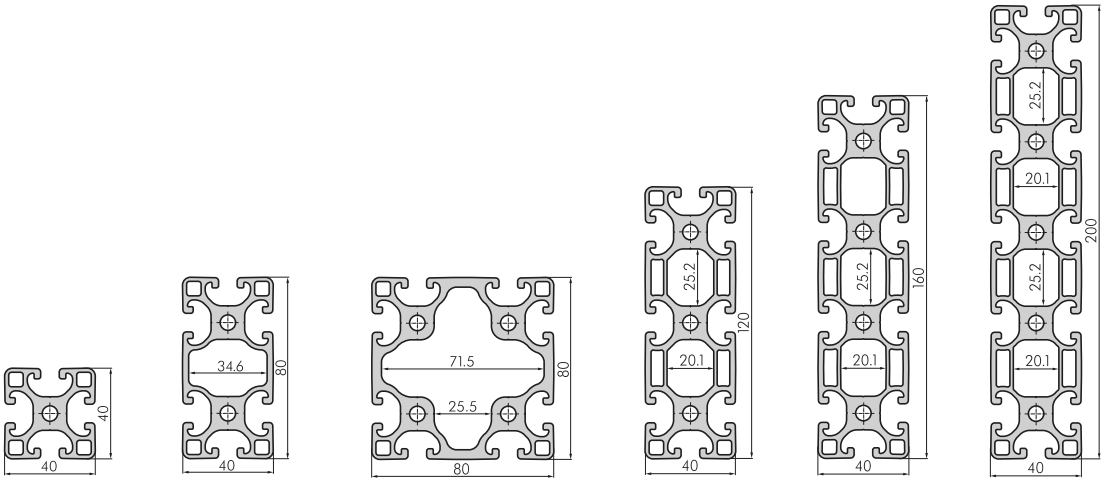

Technical Data	40 x 40 semi	40 x 80 semi	80 x 80 semi	40 x 120 semi	40 x 160 semi	40 x 200 semi
I_x [cm4]	9.17	69.49	134.28	222.70	520.54	970.93
I_y [cm4]	9.17	17.43	134.28	26.14	35.67	43.03
W_x [cm3]	4.59	17.37	33.57	37.12	65.07	97.09
W_y [cm3]	4.59	8.72	33.57	13.07	17.84	21.52
A [cm2]	6.44	11.18	19.37	16.74	22.82	26.98
G [kg/m]	1.75	3.03	5.25	4.52	6.16	7.31
part number (natural)	SP5050N	SP5250N	SP5450N	SP4450N	SP4650N	SP5350N
per m charge (natural)	SP5051N	SP5251N	SP5451N	SP4451N	SP4651N	SP5351N
part number (black)	SP5050S	SP5250S				
per m charge (black)	SP5051S	SP5251S				
cutting charge	SB1001	SB1001	SB1002	SB1002	SB1003	SB1003

Profiles 40 superlight

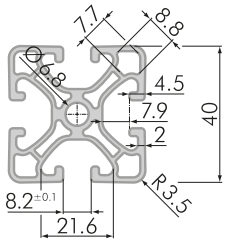



Technical Data	40 x 40 superlight	40 x 80 superlight	80 x 80 superlight	40 x 40 egde superlight
I_x [cm4]	7.96	56.96	95.10	5.22
I_y [cm4]	7.96	15.02	95.10	5.22
W_x [cm3]	3.98	14.24	23.78	2.24
W_y [cm3]	3.98	7.51	23.78	2.24
A [cm2]	5.14	9.16	13.93	3.88
G [kg/m]	1.39	2.48	3.78	1.05
part number	SP5600N	SP5700N	SP5800N	SP5670N
per m charge	SP5601N	SP5701N	SP5801N	SP5671N
cutting charge	SB1001	SB1001	SB1002	SB1001

Profiles 40 light



Technical Data	16 x 40 light	40 x 40 light	16 x 80 light	40 x 80 light	80 x 80 light	80 x 120 light	80 x 160 light	20 x 120 light	20 x 240 light
I_x [cm4]	4.49	7.82	30.00	60.79	105.13	418.05	906.61	117,96	912,88
I_y [cm4]	0.75	7.82	1.46	14.06	105.13	201.67	260.24	3,97	7,81
W_x [cm3]	2.25	3.91	7.50	15.20	26.28	69.44	113.33	19,66	76,07
W_y [cm3]	1.01	3.91	1.69	7.03	26.28	50.42	65.06	3,88	7,73
A [cm2]	2.73	5.67	4.55	9.80	15.56	26.20	33.30	9,4	18,6
G [kg/m]	0.74	1.54	1.23	2.65	4.22	7.10	9.02	2,28	4,55
part number	SP3050N	SP5000N	SP3150N	SP5200N	SP5400N	SP5420N	SP5440N	SP3500N	SP3600N
per m charge	SP3051N	SP5001N	SP3151N	SP5201N	SP5401N	SP5421N	SP5441N	SP3501N	SP3601N
cutting charge	SB1001	SB1001	SB1001	SB1001	SB1002	SB1003	SB1003	SB1002	SB1003

Closed Profiles 40

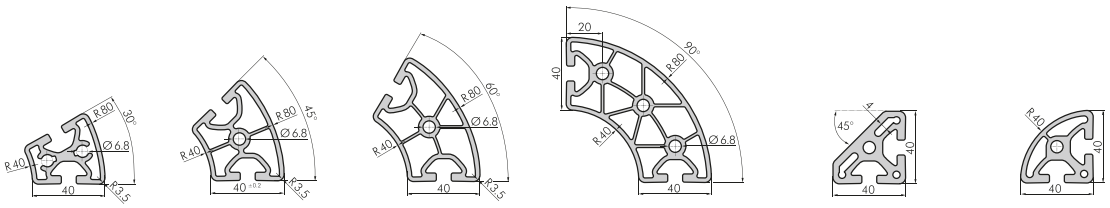

Technical Data	R40 / 80 30°	R40 / 80 45°	R40 / 80 60°	R40 / 80 90°	40 / 40 edge	40 / 40 R 90
I_x [cm4]	6.09	16.26	30.40	66.03	8.88	8.21
I_y [cm4]	8.48	11.85	19.27	66.03	8.88	8.21
W_x [cm3]	2.67	5.06	7.94	16.14	3.89	3.54
W_y [cm3]	3.59	4.59	6.40	16.14	3.89	3.54
A [cm2]	5.79	7.09	8.30	12.69	6.92	6.23
G [kg/m]	1.57	1.92	2.25	3.44	1.88	1.69
part number	SP7250N	SP7260N	SP7270N	SP7280N	SP7200N	SP7210N
per m charge	SP7251N	SP7261N	SP7271N	SP7281N	SP7201N	SP7211N
cutting charge	SB1001	SB1001	SB1001	SB1002	SB1001	SB1001

Closed Profiles 40

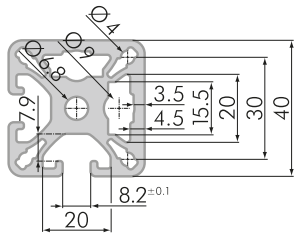

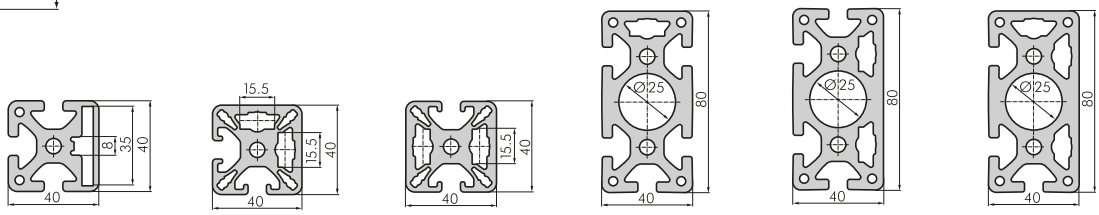

Technical Data	40 x 40 3N	40 x 40 2N 90°	40 x 40 2N 180°	40 x 80 5N	40 x 80 4N	40 x 80 3N
I_x [cm4]	12.20	11.88	10.69	98.51	96.65	102.21
I_y [cm4]	12.01	11.88	13.24	26.10	28.11	28.23
W_x [cm3]	5.95	5.66	5.35	24.63	24.16	25.05
W_y [cm3]	6.01	5.66	6.62	13.05	13.58	13.64
A [cm2]	8.33	8.11	8.11	16.31	16.67	17.16
G [kg/m]	2.26	2.20	2.20	4.42	4.52	4.65
part number	SP7100N	SP6500N	SP6400N	SP6900N	SP6800N	SP7180N
per m charge	SP7101N	SP6501N	SP6401N	SP6901N	SP6801N	SP7181N
cutting charge	SB1001	SB1001	SB1001	SB1001	SB1001	SB1001

Closed Profiles 40

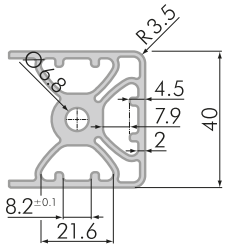

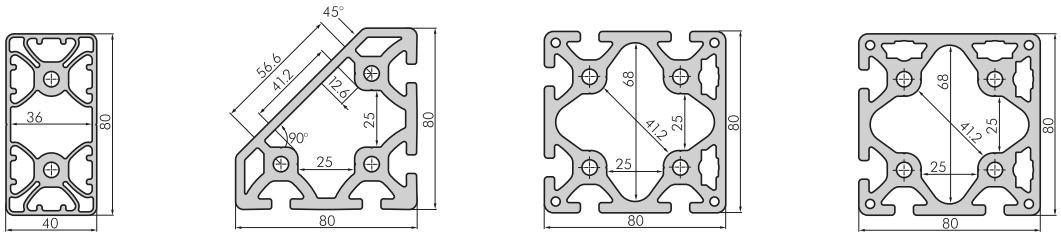

Technical Data	40 x 80 closed	80 x 80 edge	80 x 80 6N	80 x 80 4N 90°
I_x [cm4]	70.39	122.08	174.34	183.37
I_y [cm4]	17.57	122.08	180.22	183.37
W_x [cm3]	17.60	25.76	43.59	44.83
W_y [cm3]	8.79	25.76	43.96	44.83
A [cm2]	10.74	19.79	24.63	25.51
G [kg/m]	2.91	5.36	6.67	6.91
part number	SP5900N	SP8050N	SP6600N	SP6700N
per m charge	SP5901N	SP8051N	SP6601N	SP6701N
cutting charge	SB1001	SB1002	SB1002	SB1002

Closed Profiles 40 light

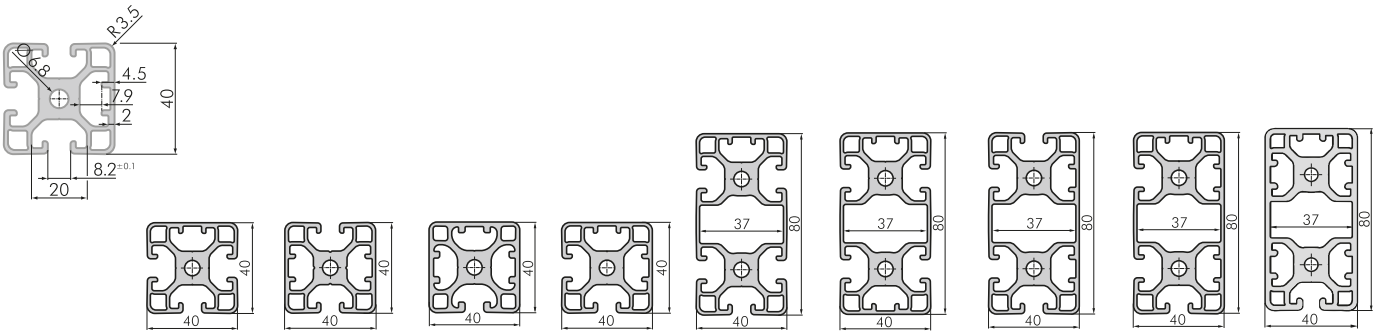

Technical Data	40 x 40 3N light	40 x 40 2N 180° light	40 x 40 1N semi	40 x 40 2N 90° light	40 x 80 5N light	40 x 80 4N 180° light	40 x 80 4N 270° light	40 x 80 3N 90° light	40 x 80 1N light
I_x [cm4]	8.41	7.88	9.94	8.44	63.22	65.74	62.12	64.56	65.90
I_y [cm4]	7.85	9.02	10.67	8.44	14.09	14.12	15.23	15.26	16.49
W_x [cm3]	4.10	3.94	4.84	4.12	15.57	16.44	15.53	15.90	16.23
W_y [cm3]	3.93	4.51	5.34	4.12	7.05	7.06	7.39	7.41	8.25
A [cm2]	5.83	5.99	7.04	5.99	9.95	10.12	10.12	10.28	10.60
G [kg/m]	1.58	1.62	1,92	1.62	2.70	2.74	2.74	2.78	2.86
part number (natural)	SP5510N	SP5520N	SP5480N	SP5530N	SP5540N	SP5550N	SP5560N	SP5570N	SP5680N
per m charge (natural)	SP5511N	SP5521N	SP5481N	SP5531N	SP5541N	SP5551N	SP5561N	SP5571N	SP5681N
part number (black)				SP5530S					
per m charge (black)				SP5531S					
cutting charge	SB1001	SB1001	SB1001	SB1001	SB1001	SB1001	SB1001	SB1001	SB1001

Closed Profiles 40 light / superlight

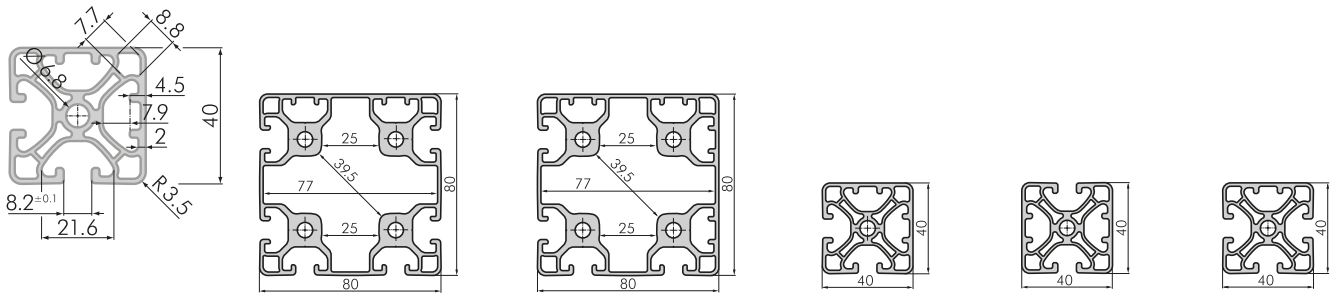

Technical Data	80 x 80 6N light	80 x 80 4N 90° light	40 x 40 2N 90° superlight	40 x 40 2N 180° superlight	40 x 40 3N superlight
I_x [cm4]	109.99	111.33	8.48	7.93	8.45
I_y [cm4]	106.47	111.33	8.48	9.06	7.90
W_x [cm3]	26.96	27.29	4.12	3.97	4.10
W_y [cm3]	26.62	27.29	4.12	4.53	3.95
A [cm2]	15.88	16.20	5.40	5.40	5.24
G [kg/m]	4.30	4.39	1.46	1.46	1.42
part number	SP5580N	SP5590N	SP5620N	SP5630N	SP5640N
per m charge	SP5581N	SP5591N	SP5621N	SP5631N	SP5641N
cutting charge	SB1002	SB1002	SB1001	SB1001	SB1001

PALETTI

Tear-Off Profiles

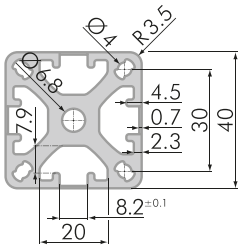



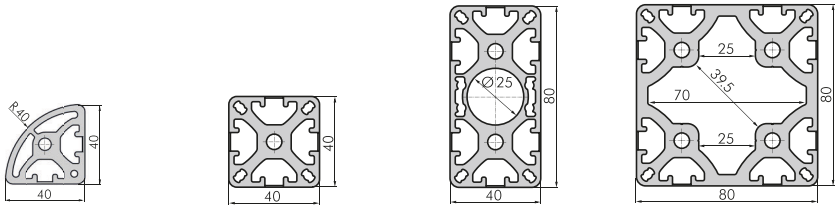

Technical Data	Tear-Off Profile 40 / 40 R90	Tear-Off Profile 40 x 40 0 / 4N	Tear-Off Profile 40 x 80 0 / 6N	Tear-Off Profile 80 x 80 0 / 8N
I_x [cm4]	8,03	11.73	85.73	162.66
I_y [cm4]	8,03	11.73	21.52	162.66
W_x [cm3]	3,51	5.87	21.43	40.66
W_y [cm3]	3,51	5.87	10.76	40.66
A [cm2]	6,08	7.88	13.93	23.34
G [kg/m]	1,64	2.14	3.78	6.67
part number	SP3930N	SP3900N	SP3910N	SP3920N
per m charge	SP3931N	SP3901N	SP3911N	SP3921N
cutting charge	SB1001	SB1001	SB1001	SB1002

Profiles 40 For Protective Walls

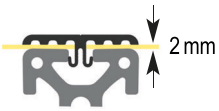

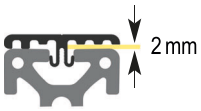

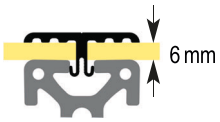

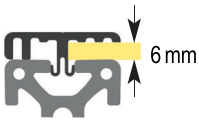

➔ H-5	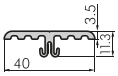	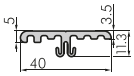	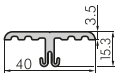	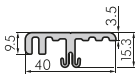
Technical Data	Blend Profile 40 / 2 180°	Blend Profile 40 / 2 90°	Blend Profile 40 / 6 180°	Blend Profile 40 / 6 90°
I_x [cm4]	0.11	0.12	0.27	0.30
I_y [cm4]	1.40	1.63	1.41	2.17
W_x [cm3]	0.13	0.14	0.24	0.15
W_y [cm3]	0.70	0.78	0.70	0.95
A [cm2]	1.38	1.48	1.58	1.95
G [kg/m]	0.37	0.40	0.43	0.53
part number	SP0570N	SP0580N	SP0510N	SP0520N
per m charge	SP0571N	SP0581N	SP0511N	SP0521N
cutting charge	SB1001	SB1001	SB1001	SB1001

Profiles 40 For Protective Walls

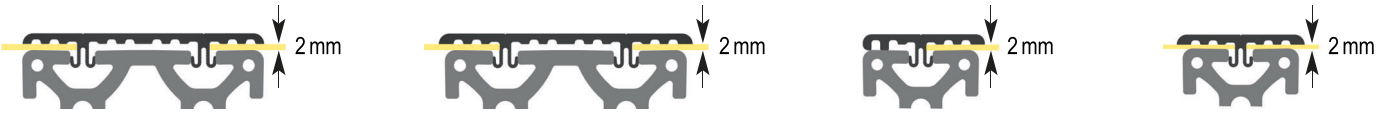

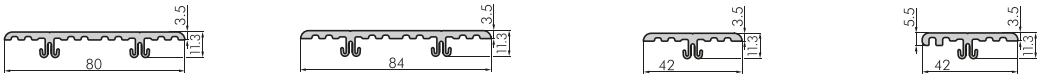

➔ H-5				
Technical Data	Blend Profile 80 / 2 180°	Blend Profile 84 / 2 180°	Blend Profile 44 / 2 180°	Blend Profile 42 / 2 90°
I_x [cm4]	0.23	0.23	0.12	0.12
I_y [cm4]	14.19	16.46	1.98	2.01
W_x [cm3]	0.27	0.27	0.14	0.14
W_y [cm3]	3.55	3.92	0.90	0.91
A [cm2]	2.90	3.04	1.56	1.63
G [kg/m]	0.79	0.82	0.42	0.44
part number	SP0360N	SP0380N	SP0330N	SP0340N
per m charge	SP0361N	SP0381N	SP0331N	SP0341N
cutting charge	SB1001	SB1001	SB1001	SB1001
Price and delivery time		on request	on request	on request

Profiles 40 For Protective Walls

Panel Thickness 7.8 mm

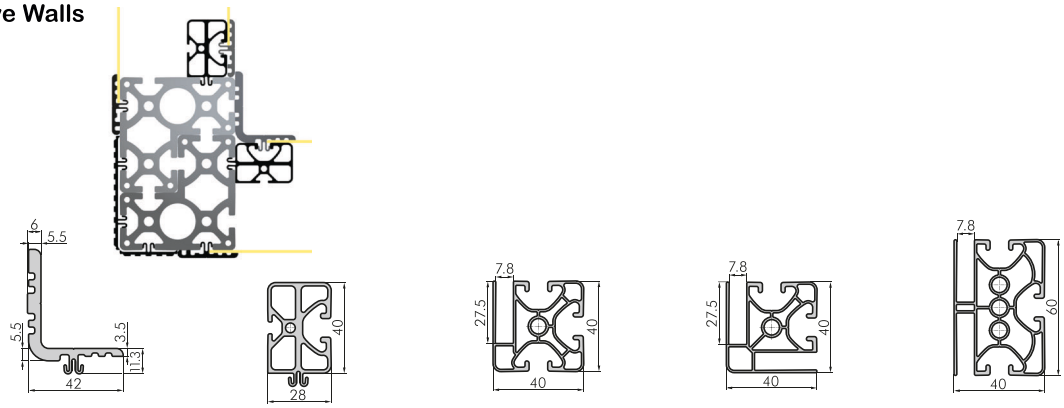

➔ H-10 – H-17					
Technical Data	Blend Corner Profile 40	Edge Stop Profile 40	Mesh Guarding Profile 40	Mesh Guarding Profile 40 90°	Mesh Guarding Profile 40 180°
I_x [cm4]	9.60	7.06	5.90	5.34	8.13
I_y [cm4]	4.66	2.89	5.74	5.34	1.64
W_x [cm3]	2.89	2.89	0.29	0.26	0.27
W_y [cm3]	1.47	2.05	0.27	0.26	0.08
A [cm2]	3.87	4.14	3.67	3.47	5.06
G [kg/m]	1.05	1.12	0.99	0.94	1.37
part number	SP0420N	SP6120N	SP6300N	SP6310N	SP6320N
per m charge	SP0421N	SP6121N	SP6301N	SP6311N	SP6321N
cutting charge	SB1001	SB1001	SB1001	SB1001	SB1001
Price and delivery time	on request	on request			

PALETTI

Profiles 40 For Protective Walls
Panel Thickness 4 mm

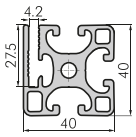

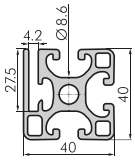

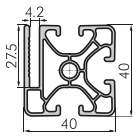

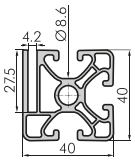

➔ H-18 – H-36

Technical Data	Protection Wall Profile 40 / 4 semi	Protection Wall Profile 40 / 4-8.6 semi	Protection Wall Profile 40 / 4	Protection Wall Profile 40 / 4-8.6
I_x [cm4]	9.17	9.15	7.87	7.90
I_y [cm4]	9.76	9.74	8.47	8.50
W_x [cm3]	4.56	4.55	3.88	3.90
W_y [cm3]	4.75	4.74	4.13	4.15
A [cm2]	6.67	6.45	5.11	5.18
G [kg/m]	1.80	1.74	1.38	1.40
part number	SP6340N	SP6280N	SP6350N	SP6270N
per m charge	SP6341N	SP6281N	SP6351N	SP6271N
cutting charge	SB1001	SB1001	SB1001	SB1001

Profiles 40 For Protective Walls
Panel Thickness 4 mm

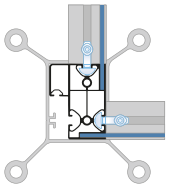

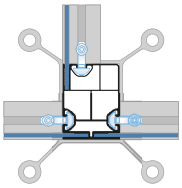

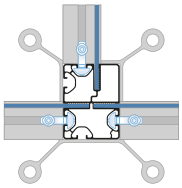

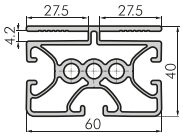

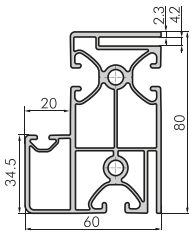

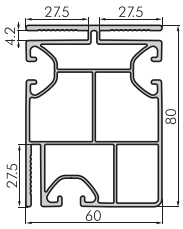

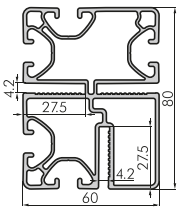

➔ H-18 – H-36

Technical Data	Protection Wall Profile 40 / 4 180°	Protection Wall Support Leg Door Profile 60 x 80	Protection Wall Support Leg Profile 60 x 80	Protection Wall Support Leg Profile 60 x 80 5N
I_x [cm4]	12.66	65.37	70.71	63.14
I_y [cm4]	24.57	29.27	38.18	38.70
W_x [cm3]	6.00	15.46	16.44	15.62
W_y [cm3]	8.18	8.18	12.10	12.47
A [cm2]	7.47	9.85	9.16	9.90
G [kg/m]	2.02	2.66	2.47	2.67
part number	SP6360N	SP6380N	SP6370N	SP6450N
per m charge	SP6361N	SP6381N	SP6371N	SP6451N
cutting charge	SB1001	SB1002	SB1002	SB1002

Profiles 40 For Protective Walls

Panel Thickness 4 mm

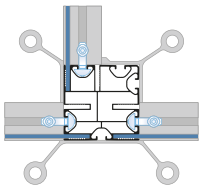

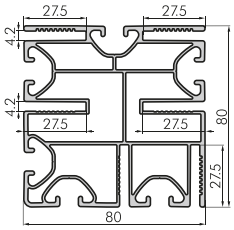

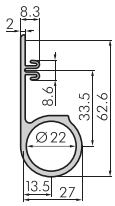

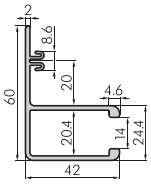

➔ H-18 – H-36			
Technical Data	**Protection Wall Support Leg Profile 80 x 80**	**Wiring Duct Ø27**	**Wiring Duct 42 x 60**
I_x [cm4]	88.41	8.64	9.29
I_y [cm4]	87.72	2.54	6.84
W_x [cm3]	21.58	2.23	2.39
W_y [cm3]	21.66	1.44	2.48
A [cm2]	12.51	3.15	3.25
G [kg/m]	3.38	0.85	0.88
part number	SP6330N	SP6460N	SP6390N
per m charge	SP6331N	SP6461N	SP6391N
cutting charge	SB1002	SB1001	SB1001
Price and delivery time		on request	on request

Profiles 40 For Protective Walls

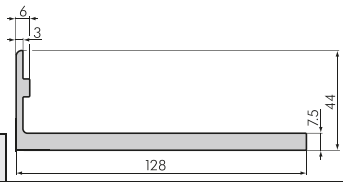

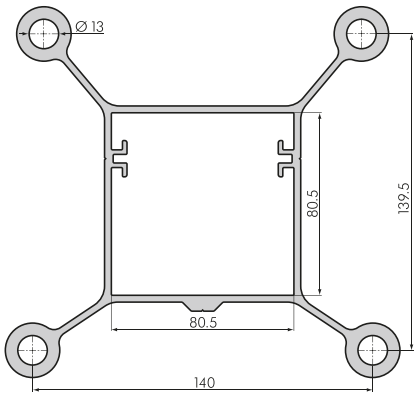

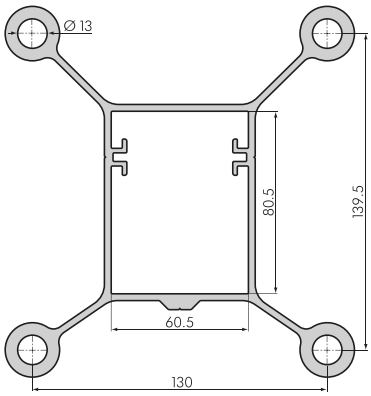

➔ H-18 – H-36			
Technical Data	**Door Jam Profile**	**Mounting Foot Profile 80 x 80**	**Mounting Foot Profile 60 x 80**
I_x [cm4]	5.831	867.94	852.58
I_y [cm4]	177.236	917.45	697.14
W_x [cm3]	1.55	103.02	102.06
W_y [cm3]	24.78	105.45	90.54
A [cm2]	10.925	28.11	27.12
G [kg/m]	2.95	7.59	7.32
part number	SP0410N	SP0530N	SP0560N
per m charge	SP0411N	SP0531N	SP0561N
cutting charge	SB1002	SB1003	SB1003

PALETTI

Clamp Profiles 40

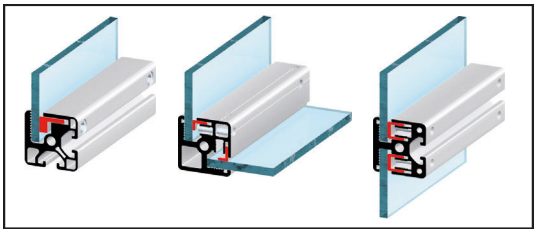

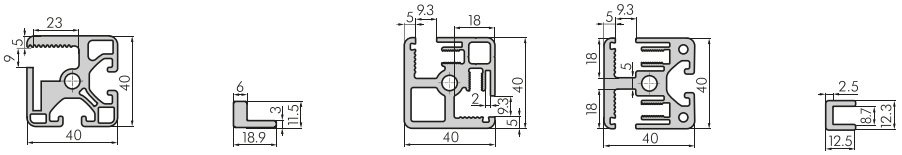

➔ H-3, H-5					
Technical Data	Clamp Profile 40	Clamp Strip 40	Clamp Profile 40 90°	Clamp Profile 40 180°	Clamp Strip 40 180°
I_x [cm4]	9.20	0.12	10.11	10.19	0.14
I_y [cm4]	10.30	0.29	10.11	12.01	0.94
W_x [cm3]	4.49	0.17	4.89	5.10	0.22
W_y [cm3]	5.05	0.23	4.89	5.80	1.19
A [cm2]	6.76	1.07	6.74	7.23	0.66
G [kg/m]	1.83	0.29	1.83	1.96	0.18
part number	SP7500N	SP6000N	SP7520N	SP7510N	SP6010N
per m charge	SP7501N	SP6001N	SP7521N	SP7511N	SP6011N
cutting charge	SB1001	SB1001	SB1001	SB1001	SB1001

Clamp Profiles 30 midi

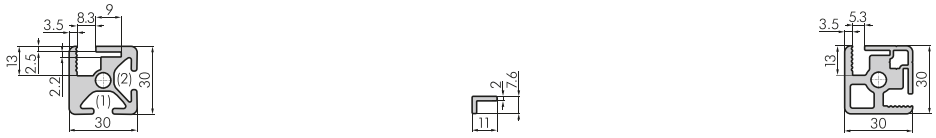

➔ H-4			
Technical Data	Clamp Profile 30 midi	Clamp Strip 30 midi	Clamp Profile 30 90° midi
I_x [cm4]	3.75	0.01	4.17
I_y [cm4]	3.88	0.04	4.17
W_x [cm3]	2.31	0.03	2.69
W_y [cm3]	2.54	0.05	2.69
A [cm2]	4.31	0.33	5.42
G [kg/m]	1.17	0.09	1.47
part number	SP1550N	SP6050N	SP1540N
per m charge	SP1551N	SP6051N	SP1541N
cutting charge	SB1001	SB1001	SB1001

Clamp Profiles 30 midi

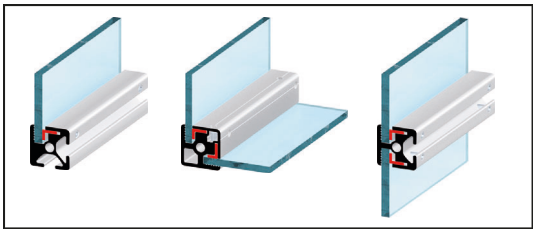

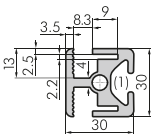

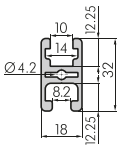

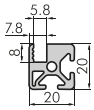

➔ H-4			
Technical Data	**Clamp Profile 30 180° midi**	**Clamp Profile 18 x 32 midi**	**Clamp Profile 20 mini**
I_x [cm4]	3.75	1.87	0.78
I_y [cm4]	3.88	1.10	0.79
W_x [cm3]	2.31	1.16	0.73
W_y [cm3]	2.54	1.22	0.78
A [cm2]	4.31	2.48	2.17
G [kg/m]	1.17	0.67	0.59
part number	SP1560N	SP7030N	SP2010N
per m charge	SP1561N	SP7031N	SP2011N
cutting charge	SB1001	SB1001	SB1001

Clamp Profiles 20 mini, Sliding Door Profile, Tent Profile

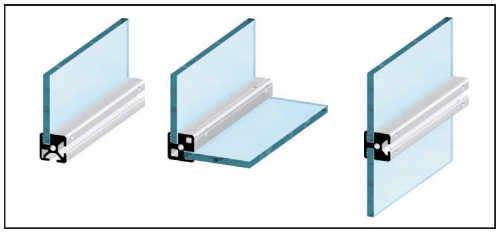



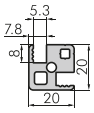

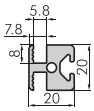

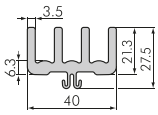

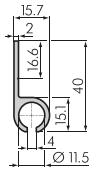

➔ H-4, E-34				
Technical Data	**Clamp Profile 20 90° mini**	**Clamp Profile 20 180° mini**	**Sliding Door Profile 40**	**Tent Profile**
I_x [cm4]	0.83	0.87	1.92	1.61
I_y [cm4]	0.83	0.76	6.84	0.37
W_x [cm3]	0.82	0.87	13.61	0.65
W_y [cm3]	0.82	0.71	3.42	0.35
A [cm2]	2.41	2.37	4.46	1.44
G [kg/m]	0.65	0.64	1.21	0.39
part number	SP2050N	SP2020N	SP0400N	SP0700N
per m charge	SP2051N	SP2021N	SP0401N	SP0701N
cutting charge	SB1001	SB1001	SB1001	SB1001

PALETTI

Open Profiles / Roller Conveyor Profiles

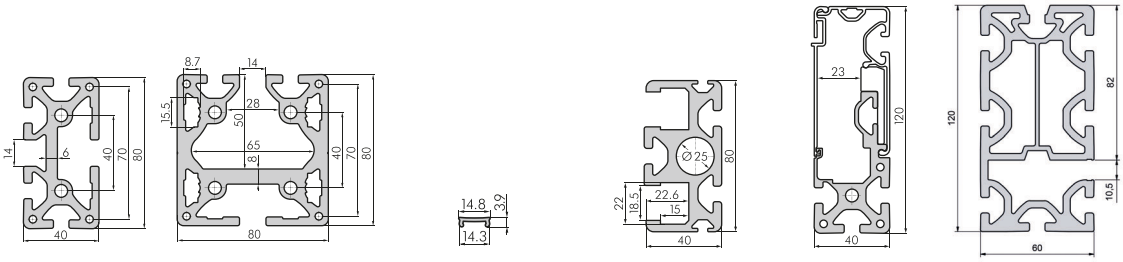

➔ L-1, J-10

Technical Data	40 x 80, open	80 x 80, open	Cover Profile 14	Chain Guide Profile 41 x 80	Roller Conveyor Profile 40 x 120	Timing belt conveyer profile 60 x 120
I_x [cm4]	93.83	199.39	0.00	79.03	208.99	395.74
I_y [cm4]	21.41	150.37	0.05	20.10	26.93	104.76
W_x [cm3]	23.46	49.85	0.01	34.90	30.58	65.26
W_y [cm3]	10.50	37.59	0.07	5.02	10.67	34.36
A [cm2]	14.01	25.26	0.20	13.81	15.89	25.47
G [kg/m]	3.80	6.85	0.05	3.73	4.31	6.88
part number	SP2610N	SP2620N	SP7910N	SP0790N	SP0800N	SP0820N
per m charge	SP2611N	SP2621N	SP7911N	SP0791N	SP0801N	SP0821N
cutting charge	SB1001	SB1002	SB1001	SB1001	SB1003	SB1002
Price and delivery time				on request		

Profiles 50 x 100, 100 x 100

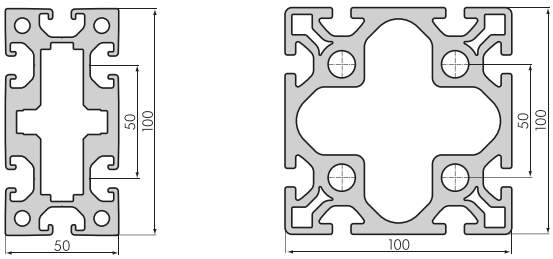

Technical Data	50 x 100	100 x 100
I_x [cm4]	214.51	404.84
I_y [cm4]	61.70	404.84
W_x [cm3]	42.90	80.97
W_y [cm3]	24.68	80.97
A [cm2]	21.61	36.76
G [kg/m]	5.80	9,92
part number	SP3800N	SP3850N
per m charge	SP3801N	SP3851N
cutting charge	SB1002	SB1003

Wiring Ducts

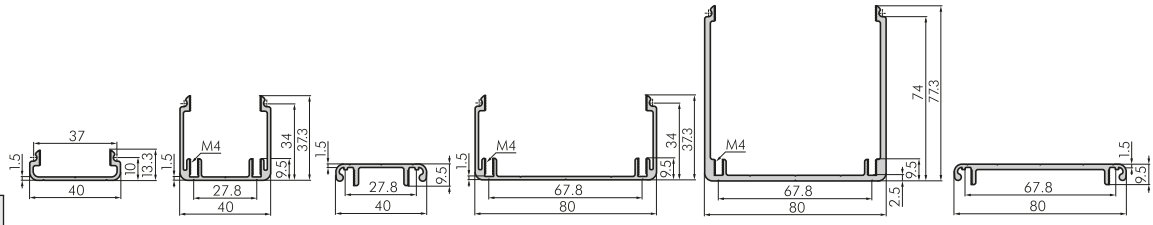

➔ L-2, L-3

Technical Data	Wiring Duct 16 x 40	Wiring Duct 40 x 40	Wiring Duct Cover 40	Wiring Duct 40 x 80	Wiring Duct 80 x 80	Wiring Duct Cover 80
I_x [cm4]	0.15	3.13	0.08	3.74	37.60	0.10
I_y [cm4]	2.18	5.93	2.01	29.82	70.95	14.91
W_x [cm3]	0.16	1.24	0.12	1.36	7.17	0.14
W_y [cm3]	1.09	2.97	1.01	7.46	17.74	3.73
A [cm2]	1.04	2.28	1.17	2.87	6.14	2.37
G [kg/m]	0.28	0.62	0.32	0.78	1.66	0.64
part number	SP1300N	SP1310N	SP1370N	SP1320N	SP1330N	SP1380N
per m charge	SP1301N	SP1311N	SP1371N	SP1321N	SP1331N	SP1381N
cutting charge	SB1001	SB1001	SB1001	SB1001	SB1001	SB1001

Wiring Ducts

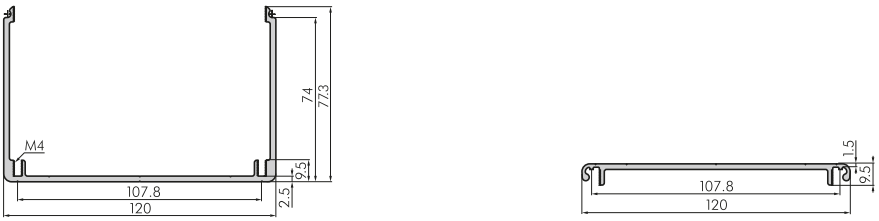

➔ L-2, L-3

Technical Data	Wiring Duct 80 x 120	Wiring Duct Cover 120
I_x [cm4]	42.39	0.11
I_y [cm4]	175.96	46.70
W_x [cm3]	7.60	0.15
W_y [cm3]	29.33	7.78
A [cm2]	7.14	3.37
G [kg/m]	1.93	0.91
part number	SP1340N	SP1390N
per m charge	SP1341N	SP1391N
cutting charge	SB1002	SB1002

Wiring Ducts

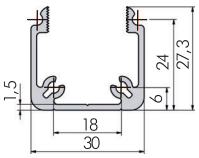

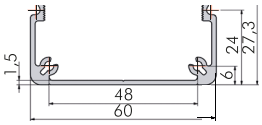

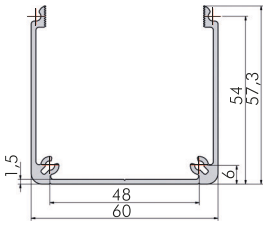

Technical Data	Wiring Duct 30 x 30	Wiring Duct 30 x 60	Wiring Duct 60 x 60
I_x [cm^4]	1.22	1.46	11.28
I_y [cm^4]	2.47	13.02	20.73
W_x [cm^3]	0.66	0.73	2.89
W_y [cm^3]	1.65	4.34	6.91
A [cm^2]	1.83	2.28	3.18
G [kg/m]	0.49	0.61	0.86
part number	SP1250N	SP1260N	SP1270N
per m charge	SP1251N	SP1261N	SP1271N
cutting charge	SB1001	SB1001	SB1001

Wiring Ducts

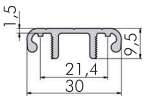



Technical Data	Wiring Duct cover 30	Wiring Duct cover 60
I_x [cm^4]	0.07	0.09
I_y [cm^4]	0.89	6.11
W_x [cm^3]	0.11	0.13
W_y [cm^3]	0.59	2.04
A [cm^2]	1.02	1.47
G [kg/m]	0.28	0.4
part number	SP1280N	SP1290N
per m charge	SP1281N	SP1291N
cutting charge	SB1001	SB1001

Tread and Step Profiles

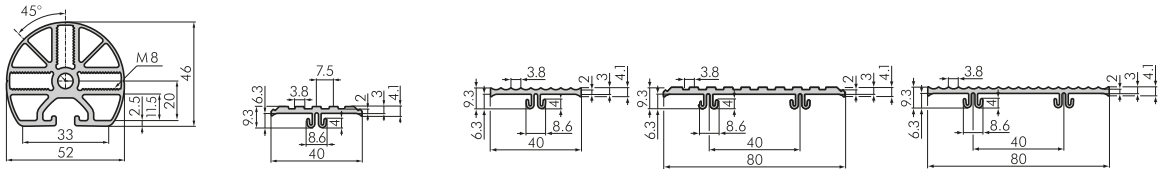

Technical Data	Hand Rail Profile	Tread Plate 40	Tread Plate 40W	Tread Plate 80	Tread Plate 80W
I_x [cm4]	11.19	0.06	0.05	0.12	0.11
I_y [cm4]	13.57	1.34	1.34	12.32	12.20
W_x [cm3]	4.48	0.09	0.08	0.18	0.17
W_y [cm3]	5.22	0.67	0.67	3.12	3.05
A [cm2]	7.22	1.25	1.18	2.47	2.34
G [kg/m]	1.96	0.34	0.32	0.67	0.63
part number	SP0600N	SP0640N	SP0660N	SP0630N	SP0650N
per m charge	SP0601N	SP0641N	SP0661N	SP0631N	SP0651N
cutting charge	SB1001	SB1001	SB1001	SB1001	SB1003

Step Profiles

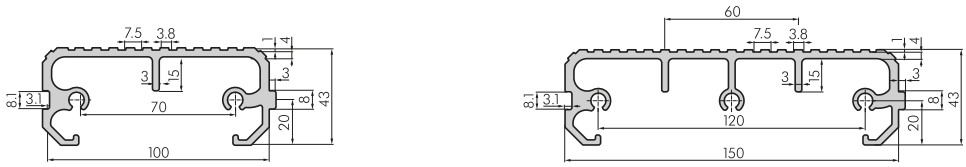

Technical Data	Step Profile 43 x 100	Step Profile 43 x 150
I_x [cm4]	15.37	18.57
I_y [cm4]	130.66	356.07
W_x [cm3]	5.57	6.29
W_y [cm3]	26.13	46.95
A [cm2]	9.27	12.40
G [kg/m]	2.51	3.36
part number	SP0610N	SP0620N
per m charge	SP0611N	SP0621N
cutting charge	SB1001	SB1002

PALETTI

Roller Door Profiles

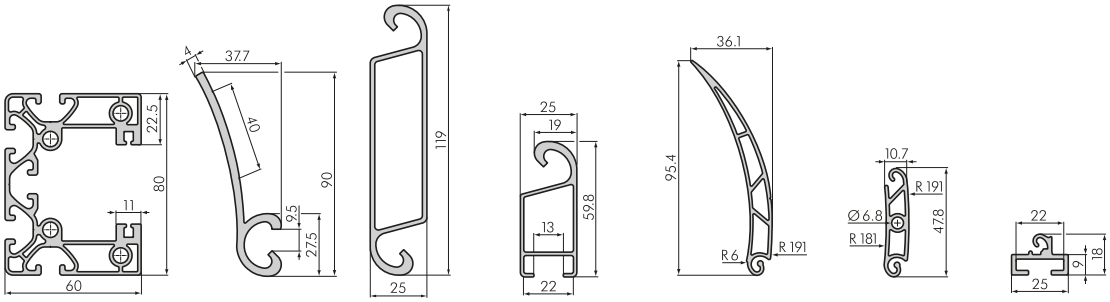

Technical Data	Roller Door Side Track Profile	Roller Door Connector	Roller Door Pr.	Roller Door End Profile	Roller Door Connector 10	Roller Door Pr. 10 x 40	Roller Door End Profile 10
I_x [cm4]	83.79	32.83	93.71	11.80	26.10	3.44	0.32
I_y [cm4]	44.75	4.00	5.58	2.50	2.69	0.25	0.81
W_x [cm3]	20.95	2.05	15.75	3.63	5.31	1.43	0.30
W_y [cm3]	13.69	6.30	4.46	1.77	1.11	0.45	0.62
A [cm2]	11.08	4.61	6.29	3.13	3.53	2.02	1.39
G [kg/m]	3.00	1.25	1.70	0.85	0.95	0.55	0.38
part number	SP0740N	SP0730N	SP0720N	SP0710N	SP0680N	SP0670N	SP0770N
per m charge	SP0741N	SP0731N	SP0721N	SP0711N	SP0681N	SP0671N	SP0771N
cutting charge	SB1002	SB1001	SB1001	SB1001	SB1001	SB1001	SB1001
Price and delivery time		on request	on request	on request	on request	on request	on request

Table Profiles

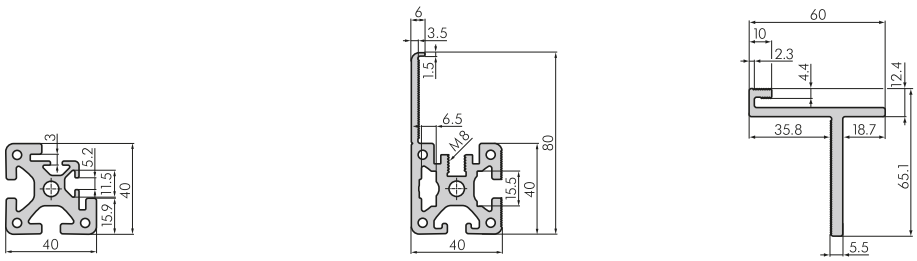

➔ K-6, K-7

Technical Data	Table Profile 40 x 40	Table Profile 40 x 80	Support Rail For Table Profile
I_x [cm4]	9.96	31.49	18.80
I_y [cm4]	9.96	16.80	12.28
W_x [cm3]	4.44	5.74	4.53
W_y [cm3]	4.44	7.24	3.83
A [cm2]	7.45	9.61	5.60
G [kg/m]	2.02	2.61	1.52
part number	SP7000N	SP2500N	SP0500N
per m charge	SP7001N	SP2501N	SP0501N
cutting charge	SB1001	SB1001	SB1001

Cabinet Profiles

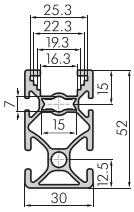

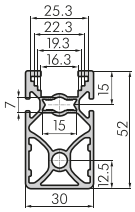

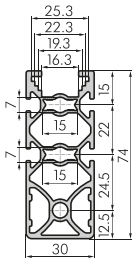

Technical Data	Cabinet Profile 30 x 52, open	Cabinet Profile 30 x 52	Cabinet Profile 30 x 74
I_x [cm4]	12.77	13.05	110.67
I_y [cm4]	5.14	5.44	70.05
W_x [cm3]	4.72	4.79	20.23
W_y [cm3]	3.43	3.62	11.39
A [cm2]	4.72	4.88	6.56
G [kg/m]	1.28	1.32	1.77
part number	SP1800N	SP1810N	SP1820N
per m charge	SP1801N	SP1811N	SP1821N
cutting charge	SB1001	SB1001	SB1001
Price and delivery time	on request	on request	on request

Cabinet Profiles

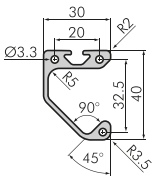

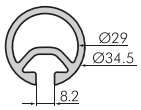

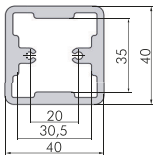

Technical Data	Handle Strip Profile 30 x 40	Telescope Profile Ø 34.5	Telescope Profile 40 x 40
I_x [cm4]	5.88	3.69	10,58
I_y [cm4]	2.85	4.37	11,59
W_x [cm3]	3.83	2.06	5,29
W_y [cm3]	1.80	2.50	5,79
A [cm2]	2.98	3.77	5,76
G [kg/m]	0.80	1.00	1,56
part number	SP0590N	SP1900N	SB3700N
per m charge	SP0591N	SP1901N	SB3701N
cutting charge	SB1001	SB1001	SB1001

PALETTI

Angle Profiles

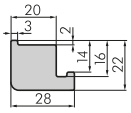

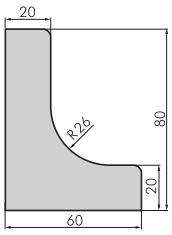

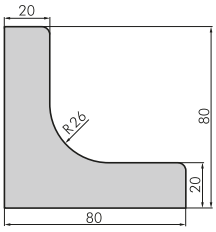

➔ E-29 – E-33

Technical Data	Clamp Profile 22 x 28	Angle Profile 60 x 80	Angle Profile 80 x 80
I_x [cm4]	1.62	135.91	150.69
I_y [cm4]	2.37	64.41	150.69
W_x [cm3]	1.29	27.02	28.45
W_y [cm3]	1.44	16.22	28.45
A [cm2]	4.58	25.40	29.40
G [kg/m]	1.24	6.88	7.97
part number	SP6100N	SP9300N	SP9400N
per m charge	SP6101N	SP9301N	SP9401N
cutting charge	SB1001	SB1002	SB1002

Angle Profiles

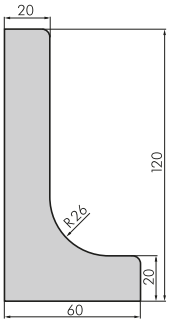

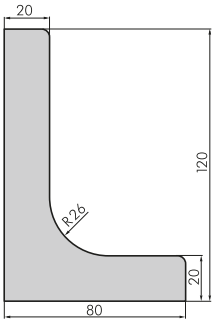

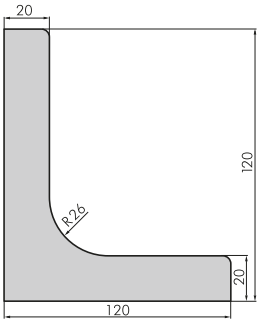

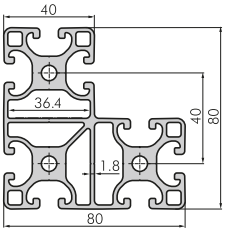

➔ E-29 – E-33

Technical Data	Angle Profile 60 x 120	Angle Profile 80 x 120	Angle Profile 120 x 120	Angle Profile 40 x 80 / 80 semi
I_x [cm4]	445.95	49.49	567.72	90.82
I_y [cm4]	73.52	17.16	567.72	90.82
W_x [cm3]	60.67	6.39	68.29	19.69
W_y [cm3]	17.55	3.03	68.29	19.69
A [cm2]	33.40	37.40	45.40	16.62
G [kg/m]	9.05	10.13	12.26	4.50
part number	SP7800N	SP7850N	SP7860N	SP5150N
per m charge	SP7801N	SP7851N	SP7861N	SP5151N
cutting charge	SB1002	SB1003	SB1003	SB1002

Angle Profiles

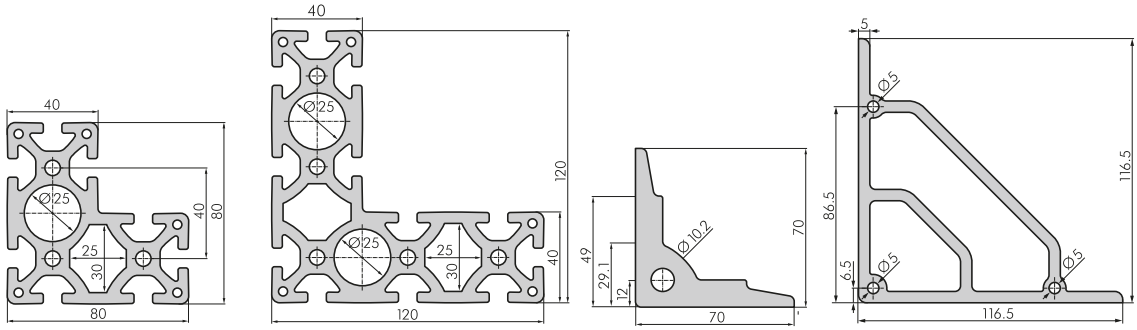

➔ E-29 – E-33

Technical Data	Angle Profile 40 x 80 / 80	Angle Profile 40 x 120 / 120	Angle Profile 70 x 70	Angle Profile 120 x 120 Bridge
I_x [cm4]	125.71	471.16	46.02	225.29
I_y [cm4]	127.71	471.16	46.02	225.29
W_x [cm3]	27.03	62.32	9.17	28.63
W_y [cm3]	27.03	62.32	9.17	28.63
A [cm2]	22.91	37.47	13.70	21.51
G [kg/m]	6.21	10.15	3.71	5.83
part number	SP4800N	SP4500N	SP9450N	SP6200N
per m charge	SP4801N	SP4501N	SP9451N	SP6201N
cutting charge	SB1002	SB1003	SB1002	SB1003

Angle Profiles

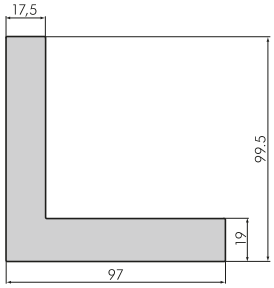

➔ E-29 – E-33

Technical Data	Angle Profile 100 x 100
I_x [cm4]	279.18
I_y [cm4]	274.20
W_x [cm3]	40.79
W_y [cm3]	41.72
A [cm2]	32.52
G [kg/m]	8.78
part number	SP9480N
per m charge	SP9481N
cutting charge	SB1003

Linear Actuator System 16

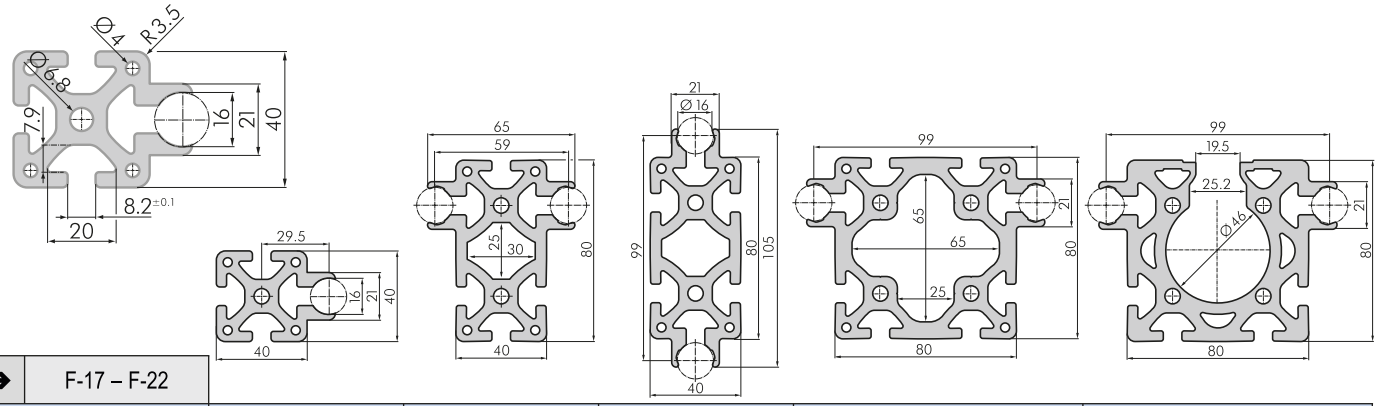

➔ F-17 – F-22

Technical Data	Track Profile 16 40 x 40	Track Profile 16 40 x 80 / 40	Track Profile 16 40 x 80 / 80	Track Profile 16 80 x 80	Track Profile 16 80 x 80, open
I_x [cm4]	18.35	102.09	132.43	215.75	240.32
I_y [cm4]	13.60	37.21	26.60	185.32	189.65
W_x [cm3]	6.12	24.19	25.22	41.10	45.77
W_y [cm3]	6.80	11.45	13.30	44.76	46.71
A [cm2]	9.53	17.54	17.53	26.97	29.74
G [kg/m]	2.58	4.75	4.75	7.31	8.06
part number	SP4100N	SP4300N	SP4900N	SP8300N	SP8350N
per m charge	SP4101N	SP4301N	SP4901N	SP8301N	SP8351N
cutting charge	SB1001	SB1001	SB1001	SB1002	SB1002

Linear Actuator System 16

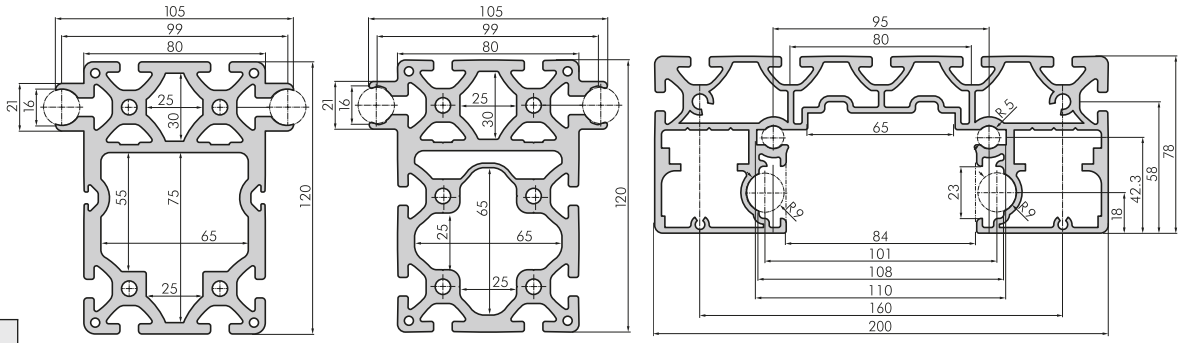

➔ F-17 – F-22

Technical Data	Track Profile 16 80 x 120	Track Profile 16 80 x 120 8N	Carriage Profile 200 x 78 superlight
I_x [cm4]	571.80	570.07	196.82
I_y [cm4]	303.92	311.19	1,589.13
W_x [cm3]	84.72	88.80	41.35
W_y [cm3]	57.89	59.27	158.91
A [cm2]	37.23	40.60	34.02
G [kg/m]	10.09	11.00	9.22
part number	SP8900N	SP8950N	SP9250N
per m charge	SP8901N	SP8951N	SP9251N
cutting charge	SB1003	SB1003	SB1003

Linear Actuator System 16

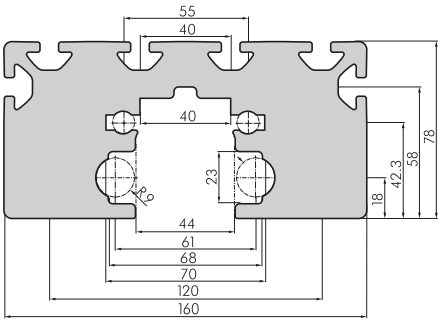

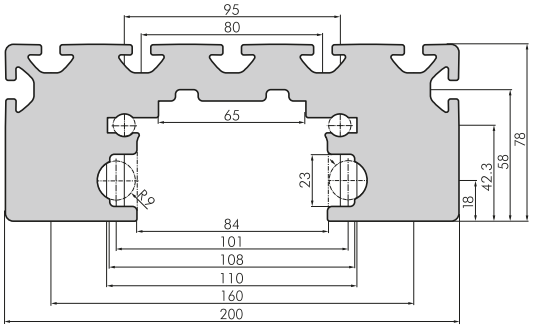

➔ F-17 – F-22

Technical Data	Carriage Profile 160 x 78	Carriage Profile 200 x 78
I_x [cm4]	421.38	467.51
I_y [cm4]	2,232.97	4,177.08
W_x [cm3]	103.28	108.77
W_y [cm3]	279.12	417.71
A [cm2]	82.48	91.44
G [kg/m]	22.35	24.78
part number	SP9100N	SP9200N
per m charge	SP9101N	SP9201N
cutting charge	SB1003	SB1003

Gearbox Profiles

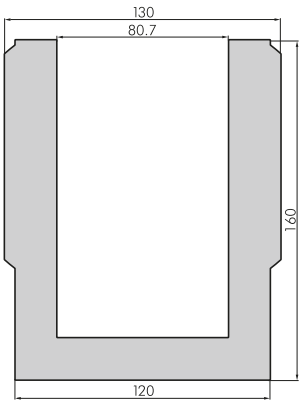

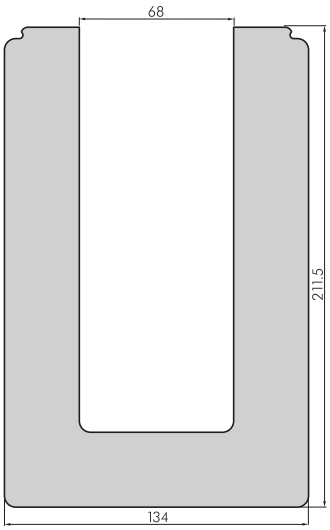

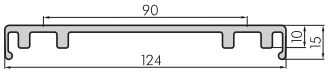

Technical Data	U-Profile Mounting 80	U-Profile Gearbox Housing	Cover Profile Gearbox Housing
I_x [cm4]	2,200.07	6,637.03	0.57
I_y [cm4]	2,084.82	3,733.04	91.82
W_x [cm3]	245.00	559.14	0.49
W_y [cm3]	320.74	557.17	14.81
A [cm2]	89.11	161.12	5.52
G [kg/m]	24.15	43.66	1.50
part number	SP9900N	SP9950N	SP9960N
per m charge	SP9901N	SP9951N	SP9961N
cutting charge	SB1003	SB1003	SB1002
Price and delivery time		on request	on request

PALETTI

Linear Actuator System 25

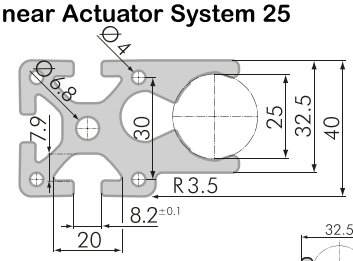

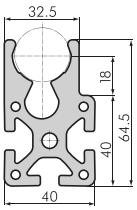

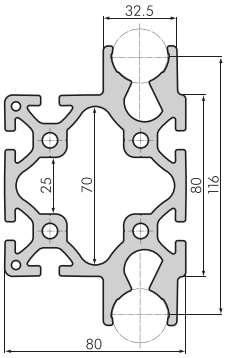

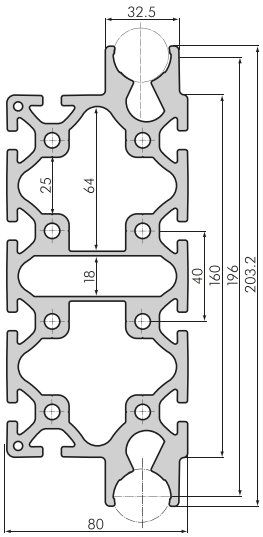

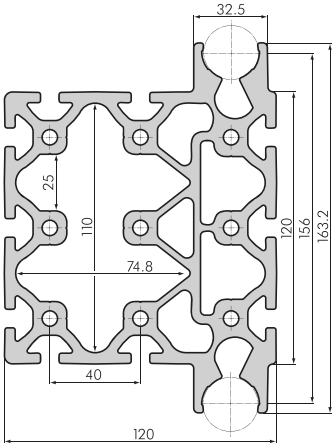

➔ F-23 – F-26

Technical Data	Track Profile 25 40 x 40	Track Profile 25 80 x 80	Track Profile 25 80 x 160	Track Profile 25 120 x 120
I_x [cm4]	35.08	201.23	368.46	1,104.09
I_y [cm4]	18.74	318.71	1,611.19	873.48
W_x [cm3]	9.68	45.65	86.49	130.66
W_y [cm3]	9.09	51.74	158.43	129.12
A [cm2]	12.23	30.61	50.98	56.96
G [kg/m]	3.31	8.30	13.82	15.44
part number	SP0850N	SP0910N	SP0920N	SP0900N
per m charge	SP0851N	SP0911N	SP0921N	SP0901N
cutting charge	SB1001	SB1002	SB1003	SB1003

Internal Drive System
With Ball Slide Mounting

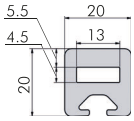

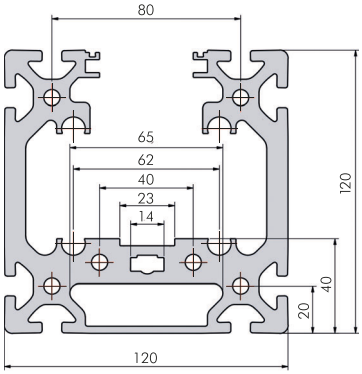

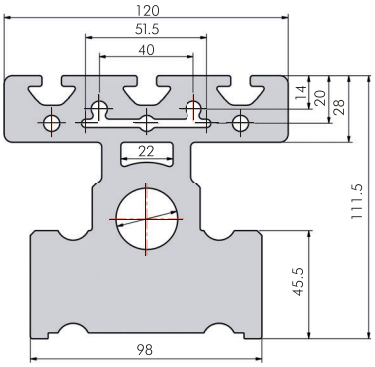

➔ F-34

Technical Data	Track Profile 20 x 20	Track Profile 120 x 120	Carriage Profile 120 x 120
I_x [cm4]	1	678.84	93.6
I_y [cm4]	1.18	882.74	679.39
W_x [cm3]	0.93	101.78	160.24
W_y [cm3]	1.18	147.12	113.23
A [cm2]	2.88	48.45	74.87
G [kg/m]	0.77	13.08	20.21
part number	SP2300N	SP7620N	SP9550N
per m charge	SP2301N	SP7621N	SP9551N
cutting charge	SB1001	SB1003	SB1003

Recirculating Ball / Glider Slide

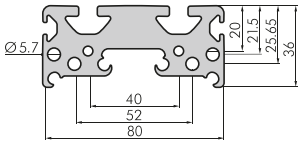

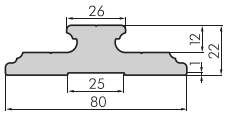

➔ F-47		
Technical Data	**Roller Bearing Carriage Profile**	**Guide Rail Profile**
I_x [cm4]	13.30	3.34
I_y [cm4]	94.34	35.73
W_x [cm3]	6.49	2.37
W_y [cm3]	23.58	8.93
A [cm2]	16.16	9.71
G [kg/m]	4.38	2.63
part number	SP9630N	SP9650N
per m charge	SP9631N	SP9651N
cutting charge	SB1001	SB1001

Ball Screw Actuator

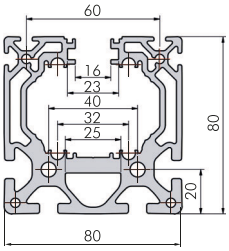

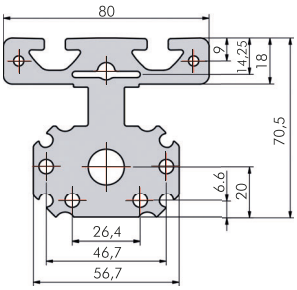

➔ F-35		
Technical Data	**Track Profile 80 x 100**	**Carriage Profile 80 x 100**
I_x [cm4]	134.64	131.70
I_y [cm4]	146.88	94.91
W_x [cm3]	29.46	36.62
W_y [cm3]	36.72	23.72
A [cm2]	20.69	27.61
G [kg/m]	5.57	7.45
part number	SP8970N	SP9050N
per m charge	SP8971N	SP9051N
cutting charge	SB1002	SB1002

PALETTI

C-Tracks

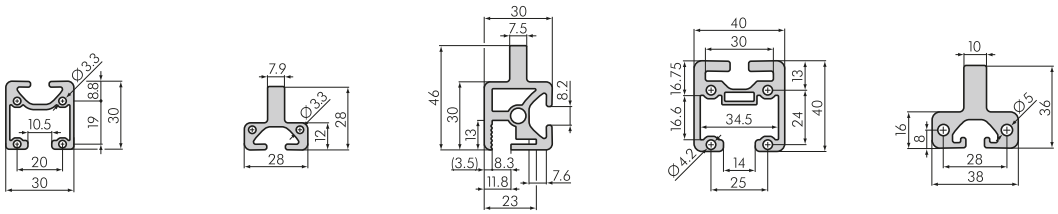

➔ F-41 – F-46

Technical Data	Track Profile C 30 / 43	Double Carriage Profile C 30 / 43	Clamp Profile 30 (C 30 / 43)	Track Profile C 40 / 57	Double Carriage Profile C 40 / 57
I_x [cm4]	2.83	1.81	9.00	9.52	5.72
I_y [cm4]	3.75	1.65	3.93	12.73	5.93
W_x [cm3]	1.66	1.13	3.52	4.11	2.65
W_y [cm3]	2.50	1.18	2.60	6.36	3.12
A [cm2]	3.04	2.92	5.50	6.13	5.85
G [kg/m]	0.82	0.79	1.49	1.66	1.59
part number	SP1060N	SP1160N	SP1170N	SP1040N	SP1140N
per m charge	SP1061N	SP1161N	SP1171N	SP1041N	SP1141N
cutting charge	SB1001	SB1001	SB1001	SB1001	SB1001

C-Tracks

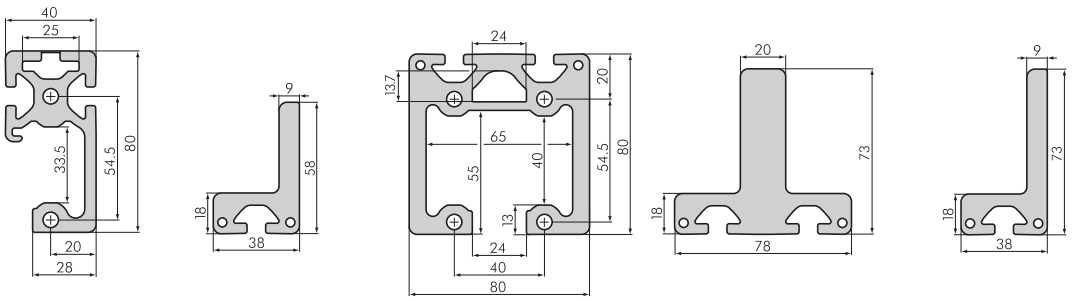

➔ F-41 – F-46

Technical Data	Track Profile C 40 / 100	Single Carriage Profile C 40 / 100	Track Profile C 80 / 100	Double Carriage Profile C 80 / 100	Single Carriage Profile C 80 / 100
I_x [cm4]	79.52	22.05	174.65	97.76	44.20
I_y [cm4]	11.04	11.60	213.08	56.49	12.50
W_x [cm3]	17.46	6.09	38.98	21.75	9.77
W_y [cm3]	4.73	4.61	53.27	14.49	4.74
A [cm2]	12.26	8.47	25.38	21.40	9.82
G [kg/m]	3.32	2.29	6.88	5.80	2.66
part number	SP1020N	SP1220N	SP1000N	SP1100N	SP1200N
per m charge	SP1021N	SP1221N	SP1001N	SP1101N	SP1201N
cutting charge	SB1001	SB1001	SB1002	SB1002	SB1001

Internal Drive System 80 / 90
Single Guidance

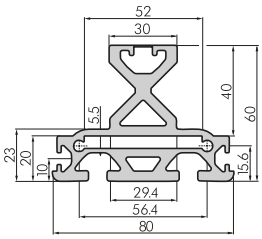

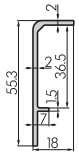

➔ F-41 – F-46

Technical Data	Track Profile 60 x 80	Cover Profile For Track Profile 60 x 80
I_x [cm4]	41.64	4.81
I_y [cm4]	47.92	0.27
W_x [cm3]	10.98	1.47
W_y [cm3]	11.98	0.18
A [cm2]	13.71	1.51
G [kg/m]	22.20	2.46
part number	SP1400N	SP1480N
per m charge	SP1401N	SP1481N
cutting charge	SB1002	SB1001

Internal Drive System 80 / 90
Double Guidance

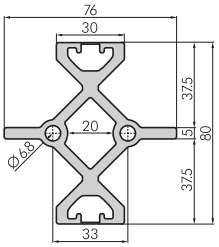

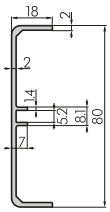

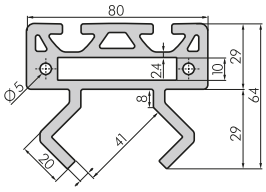

➔ F-41 – F-46

Technical Data	Double Track Profile 80 x 80	Cover Twin Axle 80	Carriage Profile 80 / 90
I_x [cm4]	60.62	0.51	47.49
I_y [cm4]	25.51	18.30	114.28
W_x [cm3]	15.15	0.36	11.54
W_y [cm3]	6.71	4.57	28.57
A [cm2]	12.13	2.39	17.21
G [kg/m]	9.81	0.65	27.90
part number	SP1410N	SP1470N	SP1450N
per m charge	SP1411N	SP1471N	SP1451N
cutting charge	SB1002	SB1001	SB1002

PALETTI

Internal Drive System
120 x 120 AT 10 / 75

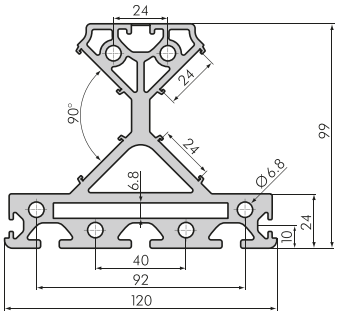

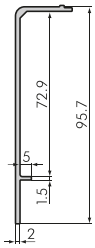

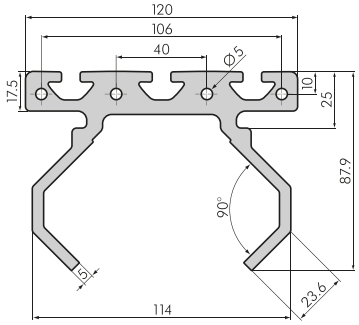

➔ F-51, F-52

Technical Data	Track Profile 100 x 120	Cover Profile For Track Profile 100 x 120	Carriage Profile 120
I_x [cm^4]	267.57	23.81	140.59
I_y [cm^4]	217.21	0.77	373.86
W_x [cm^3]	41.73	4.26	22.24
W_y [cm^3]	36.20	0.36	62.31
A [cm^2]	27.40	2.46	25.68
G [kg/m]	7.40	0.66	6.93
part number	SP1420N	SP1430N	SP1460N
per m charge	SP1421N	SP1431N	SP1461N
cutting charge	SB1003	SB1001	SB1003



Timing Pulley Profiles

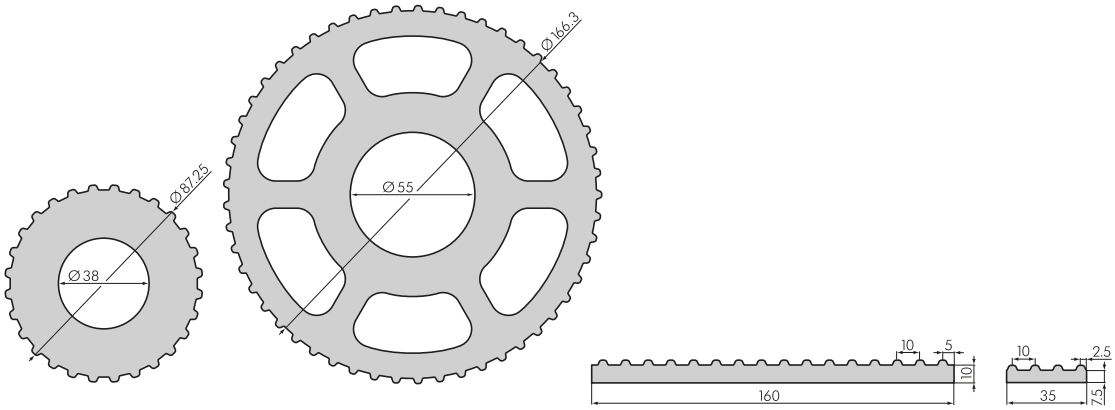

Technical Data	Timing Pulley Profile P 28 AT 10	Timing Pulley Profile 160 P 53 AT 10	Clamp Plate Profile 160 AT 10	Clamp Plate Profile 35 AT 10
I_x [cm4]	237.92	2,296.93	0.93	0.08
I_y [cm4]	237.92	2,296.93	295.41	2.31
W_x [cm3]	54.54	276.24	1.63	0.19
W_y [cm3]	54.54	276.24	36.93	1.32
A [cm2]	43.47	118.09	13.85	2.19
G [kg/m]	11.78	32.00	3.75	0.59
part number	SP0100N	SP0160N	SP0200N	SP0300N
per m charge	SP0101N	SP0161N	SP0201N	SP0301N
cutting charge	SB1003	SB1003	SB1002	SB1001

Profiles 30 midi / Closed Profiles 30 midi

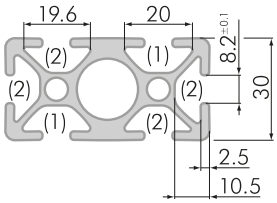

(1) symmetrical t-slot

(2) unsymmetrical t-slot

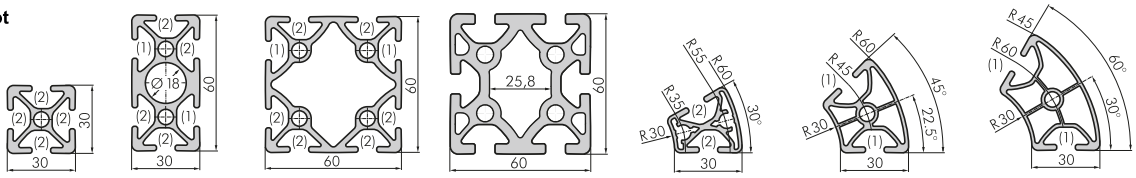

Technical Data	30 x 30 midi	30 x 60 midi	60 x 60 midi	60 x 60 heavy	R 30 / 60 30° midi	R 30 / 60 45° midi	R 30 / 60 60° midi
I_x [cm4]	3,30	21,75	39,78	57,04	1,65	4,76	8,76
I_y [cm4]	3,30	6,58	39,68	57,79	2,48	3,67	5,61
W_x [cm3]	2,20	7,25	13,26	19,01	0,97	1,98	3,08
W_y [cm3]	2,20	4,39	13,23	19,26	1,40	1,89	2,52
A [cm2]	3,33	6,61	9,58	15,92	2,71	3,67	4,16
G [kg/m]	0,90	1,79	2,60	4,29	0,74	0,99	1,13
part number	SP1500N	SP1590N	SP1620N	SP1720N	SP1660N	SP1670N	SP1680N
per m charge	SP1501N	SP1591N	SP1621N	SP1721N	SP1661N	SP1671N	SP1681N
cutting charge	SB1001	SB1001	SB1001	SB1001	SB1001	SB1001	SB1001

PALETTI

Closed Profiles 30 midi

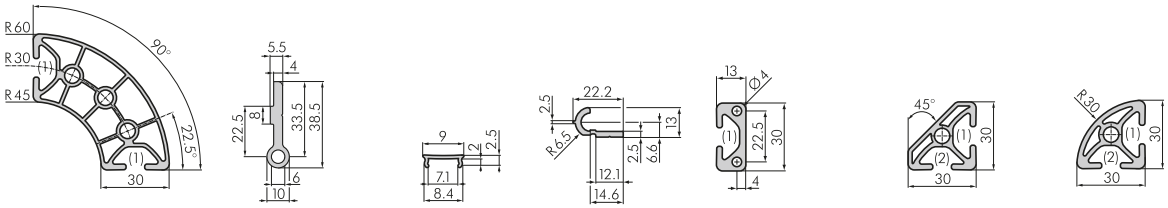

Technical Data	R 30 / 60 90° midi	Hinge Profile 30 midi	Cover Profile 30 midi	Panel profile 30 midi	13 x 30 midi	30 x 30 edge midi	30 x 30 R 90 midi
I_x [cm4]	18.48	2.12	0.0002	0.11	2.14	2.35	2.63
I_y [cm4]	18.48	0.07	0.0049	0.30	0.38	2.34	2.62
W_x [cm3]	5.99	1.06	0.0013	0.13	1.43	1.37	1.61
W_y [cm3]	5.99	0.13	0.0109	0.23	0.53	1.37	1.60
A [cm2]	6.27	1.76	0.0500	0.75	2.15	2.84	3.18
G [kg/m]	1.70	0.48	0.0143	0.20	0.58	0.77	0.86
part number	SP1690N	SP0550N	SP7930N	SP0750N	SP1650N	SP1510N	SP1600N
per m charge	SP1691N	SP0551N	SP7931N	SP0751N	SP1651N	SP1511N	SP1601N
part number (black)			SP7930S				
per m charge (black)			SP7931S				
cutting charge	SB1001	SB1001	SB1001	SB1001	SB1001	SB1001	SB1001

Closed Profiles 30 midi

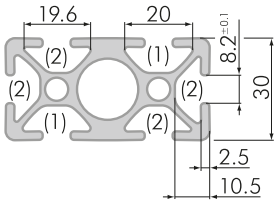

(1) symmetrical t-slot

(2) unsymmetrical t-slot

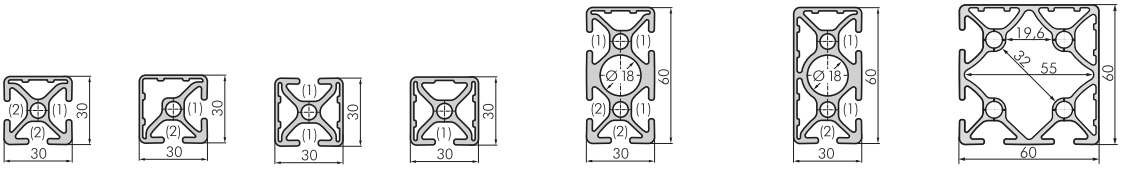

Technical Data	30 x 30 3N midi	30 x 30 2N 90° midi	30 x 30 2N 180° midi	30 x 30 1N midi	30 x 60 5N midi	30 x 60 3N 90° midi	60 x 60 4N 90° midi
I_x [cm4]	3,43	3,10	3,04	3,32	21,64	21,91	41.16
I_y [cm4]	3,18	3,09	3,56	3,57	6,42	6,46	40.85
W_x [cm3]	2,24	2,01	2,03	2,13	7,19	7,23	13.53
W_y [cm3]	1,06	2,00	2,37	2,38	4,28	4,30	13.48
A [cm2]	3,44	3,21	3,55	3,69	6,58	6,58	9.81
G [kg/m]	0,93	0,87	0,96	1,00	1,78	1,78	2.65
part number	SP1530N	SP1520N	SP1610N	SP1490N	SP1700N	SP1710N	SP1730N
per m charge	SP1531N	SP1521N	SP1611N	SP1491N	SP1701N	SP1711N	SP1731N
cutting charge	SB1001	SB1001	SB1001	SB1001	SB1001	SB1001	SB1001

Profiles 20 mini

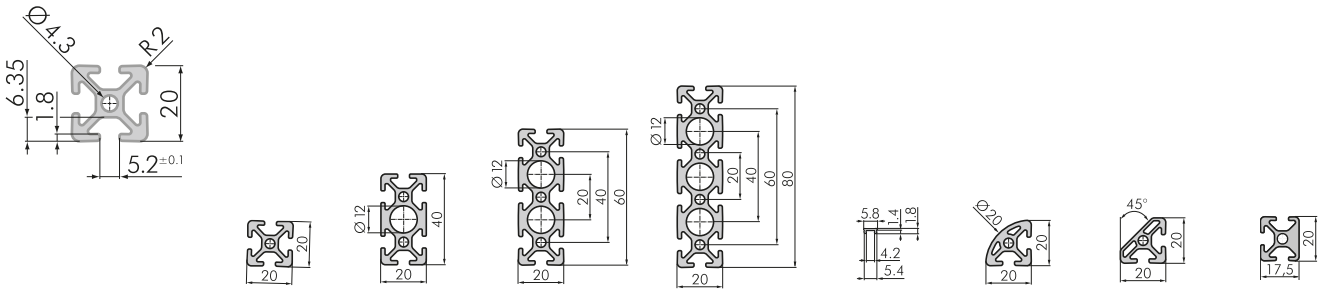

Technical Data	20 x 20 mini	20 x 40 mini	20 x 60 mini	20 x 80 mini	Cover Profile 20 mini	20 x 20 R 90 mini	20 x 20 edge mini	20 x 17,5 mini
I_x [cm4]	0.74	5.10	16.64	38.67	0.00008	0.60	0.50	0.60
I_y [cm4]	0.74	1.48	2.21	2.95	0.00126	0.60	0.50	0.60
W_x [cm3]	0.74	2.55	5.55	9.67	0.00064	0.55	0.43	0.60
W_y [cm3]	0.74	1.48	2.21	2.95	0.00435	0.55	0.43	0.63
A [cm2]	1.82	3.51	5.26	6.99	0.03000	1.76	1.44	1.83
G [kg/m]	0.49	0.95	1.43	1.89	0.01000	0.48	0.39	0.49
part number	SP2000N	SP2200N	SP2210N	SP2220N	SP7920N	SP2070N	SP2080N	SP2150N
per m charge	SP2001N	SP2201N	SP2211N	SP2221N	SP7921N	SP2071N	SP2081N	SP2151N
part number (black)		SP2200S			SP7920S			
per m charge (black)		SP2201S			SP7921S			
cutting charge	SB1001	SB1001	SB1001	SB1001	SB1001	SB1001	SB1001	SB1001

Profiles 20 mini

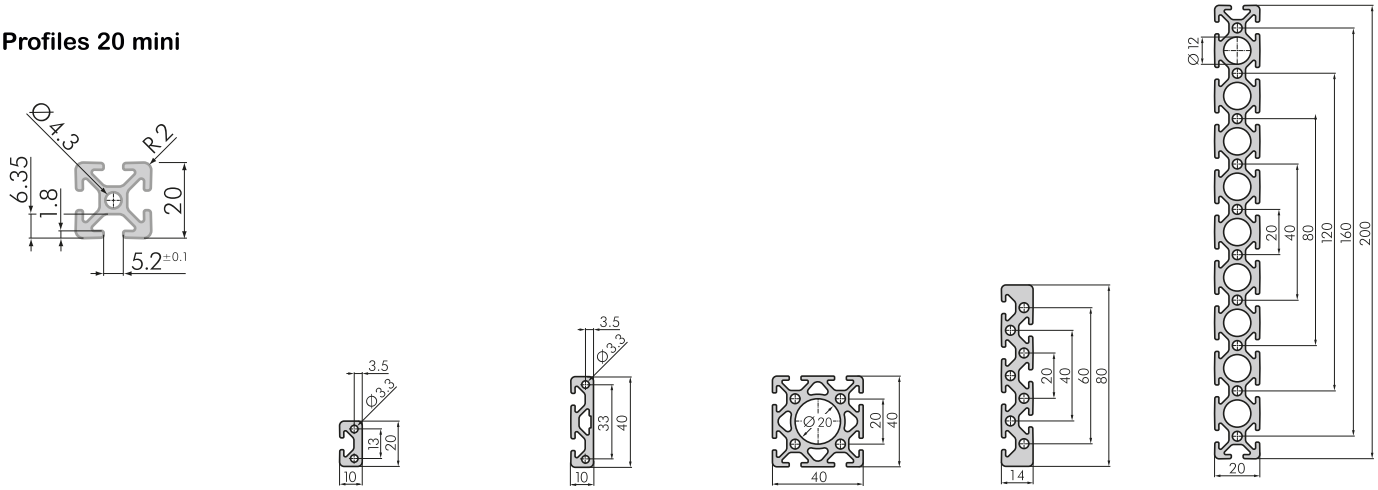

Technical Data	10 x 20 mini	10 x 40 mini	40 x 40 mini	14 x 80 mini	20 x 200 mini
I_x [cm4]	0.53	3.63	10.35	40.80	582.92
I_y [cm4]	0.12	0.24	10.35	1.09	7.31
W_x [cm3]	0.53	1.81	5.18	10.20	58.29
W_y [cm3]	0.22	0.44	5.18	1.52	7.31
A [cm2]	1.29	2.36	6.69	6.63	17.28
G [kg/m]	0.35	0.64	1.81	1.80	4.68
part number	SP2120N	SP2140N	SP2400N	SP2280N	SP2390N
per m charge	SP2121N	SP2141N	SP2401N	SP2281N	SP2391N
cutting charge	SB1001	SB1001	SB1001	SB1001	SB1002

PALETTI

Inch Profiles (Only in USA)

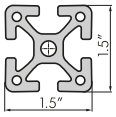

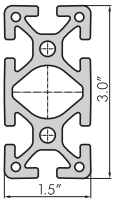

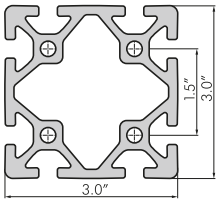

Technical Data	1.5″x 1.5″	1.5″x 3.0″	3.0″x 3.0″
I_x [cm4]	10.16	71.64	135.02
I_y [cm4]	10.16	19.55	135.02
W_x [cm3]	5.33	18.80	35.44
W_y [cm3]	5.33	10.26	35.44
A [cm2]	7.03	12.84	20.07
G [kg/m]	1.90	3.47	5.42
part number	SP9800N	SP9810N	SP9820N
per m charge	SP9801N	SP9811N	SP9821N
cutting charge	SB1001	SB1001	SB1002

Inch Profiles (Only in USA)

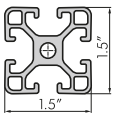

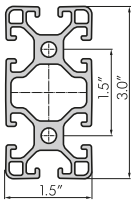

Technical Data	1.0″x 1.0″ light	1.5″x 1.5″ light	1.5″x 3.0″ light
I_x [cm4]	1.70	6.72	49.78
I_y [cm4]	1.70	6.72	13.29
W_x [cm3]	1.34	3.53	13.07
W_y [cm3]	1.34	3.53	6.98
A [cm2]	2.84	5.00	9.08
G [kg/m]	0.77	1.35	2.45
part number	SP9890N	SP9850N	SP9860N
per m charge	SP9891N	SP9851N	SP9861N
cutting charge	SB1001	SB1001	SB1001

Wall Profiles

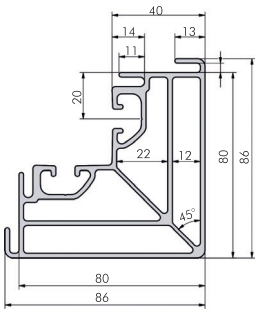

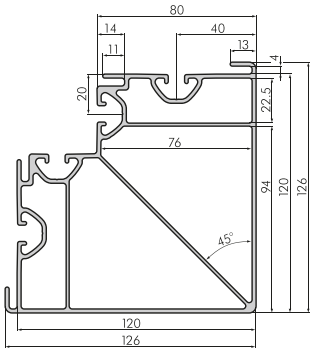

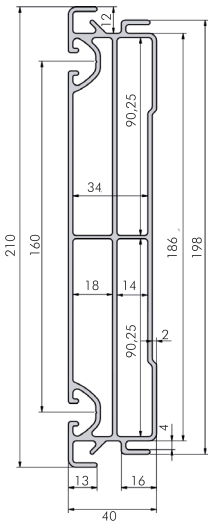

➔ I-4

Technical Data	80 edge	120 edge	200 / 40 M
I_x [cm4]	51.83	290.53	31.22
I_y [cm4]	114.23	290.54	704.29
W_x [cm3]	10.20	44.44	14.55
W_y [cm3]	22.49	44.44	67.07
A [cm2]	12.16	16.80	16.27
G [kg/m]	3.28	4.54	4.39
part number	SX3100N	SX3000N	SX1100N
per m charge	SX3101N	SX3001N	SX1101N
cutting charge	SB1002	SB1003	SB1003

Wall Profiles

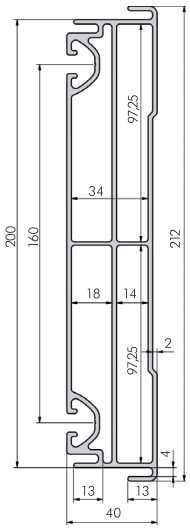

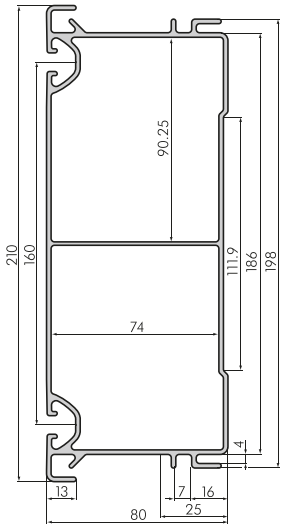

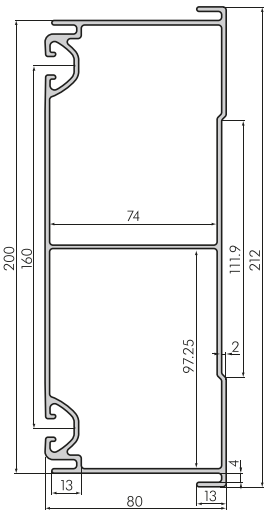

➔ I-4

Technical Data	200 / 40 V	200M	200V
I_x [cm4]	30.09	954.96	969.72
I_y [cm4]	734.81	171.00	172.08
W_x [cm3]	14.76	90.95	91.48
W_y [cm3]	69.32	39.57	41.21
A [cm2]	16.72	18.74	18.32
G [kg/m]	4.39	5.06	4.96
part number	SX2100N	SX1000N	SX2000N
per m charge	SX2101N	SX1001N	SX2001N
cutting charge	SB1003	SB1003	SB1003

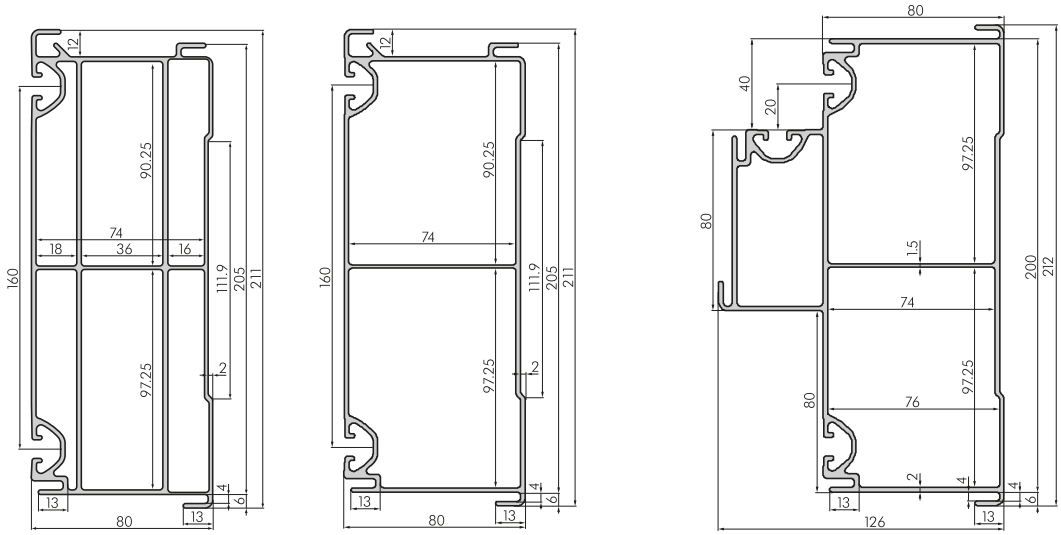

➔ I-4			
Technical Data	**200MV focus**	**200MV**	**200V-T**
I_x [cm4]	979.94	738.75	827.04
I_y [cm4]	186.58	157.50	318.39
W_x [cm3]	92.05	70.02	74.31
W_y [cm3]	44.23	36.60	46.45
A [cm2]	22.34	14.61	19.12
G [kg/m]	6.03	3.95	5.16
part number	SX1400N	SX2400N	SX3200N
per m charge	SX1401N	SX2401N	SX3201N
cutting charge	SB1003	SB1003	SB1003

Compensating Wall Profiles

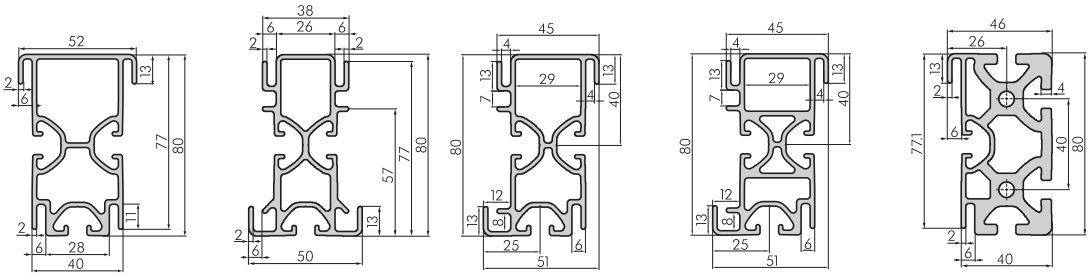

➔ I-4					
Technical Data	**40V**	**40M**	**40MV**	**40MV focus**	**40V-8**
I_x [cm4]	55.68	54.67	54.91	57.42	94.70
I_y [cm4]	19.02	13.68	15.64	16,62	23.94
W_x [cm3]	21.41	21.87	20.67	23.75	35.33
W_y [cm3]	4.64	3.07	3.68	6.19	5.91
A [cm2]	7.98	8.28	7.97	9.31	14.82
G [kg/m]	2.16	2.24	2.16	2.51	3.98
part number	SX1500N	SX2500N	SX2600N	SX2700N	SX1600N
per m charge	SX1501N	SX2501N	SX2601N	SX2701N	SX1601N
cutting charge	SB1001	SB1001	SB1001	SB1001	SB1001

Supple Connection Profiles

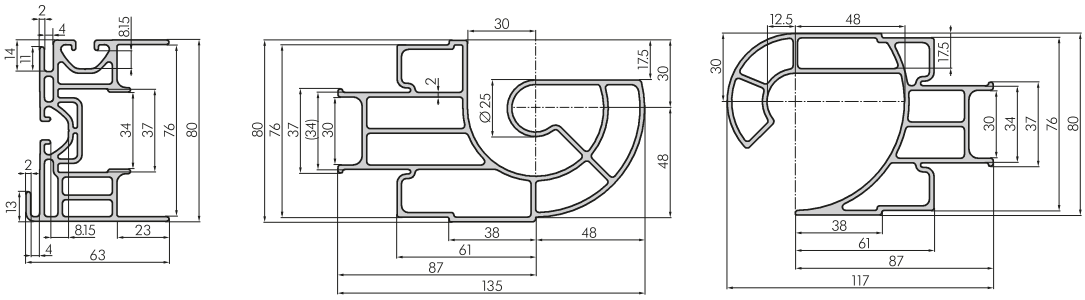

➔	I-5

Technical Data	Supple Connection	Supple Outside	Supple Inside
I_x [cm4]	74.46	67.07	77.50
I_y [cm4]	20.38	206.45	128.83
W_x [cm3]	18.98	15.54	17.48
W_y [cm3]	5.19	30.21	20.95
A [cm2]	10.08	14.31	12.18
G [kg/m]	2.72	3.86	3.29
part number	SX3300N	SX3310N	SX3320N
per m charge	SX3301N	SX3311N	SX3321N
cutting charge	SB1002	SB1003	SB1003

Supple Connection Profiles

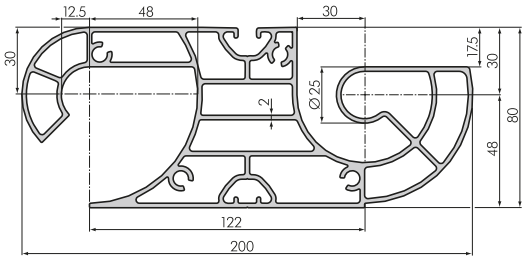

➔	I-5

Technical Data	Supple Joint
I_x [cm4]	156.58
I_y [cm4]	670.58
W_x [cm3]	39.05
W_y [cm3]	66.20
A [cm2]	23.76
G [kg/m]	6.42
part number	SX3400N
per m charge	SX3401N
cutting charge	SB1003

PALETTI

Frame Profiles

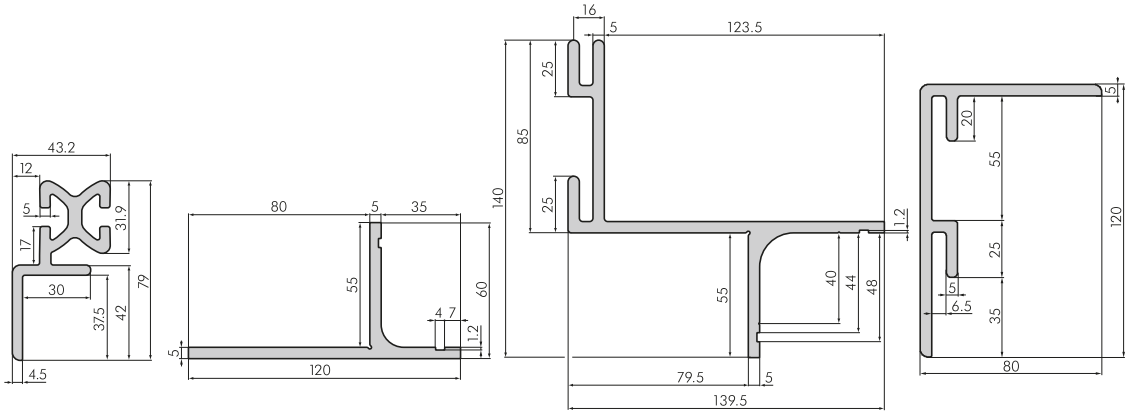

➔ I-4

Technical Data	Cable Entrance Profile	Floor Angle Profile	Ceiling Angle Profile	Ceiling Blend Profile
I_x [cm4]	32.76	23.30	171.34	168.04
I_y [cm4]	14.28	81.37	279.32	54.05
W_x [cm3]	6.60	3.47	18.83	26.61
W_y [cm3]	6.27	16.83	39.69	6.76
A [cm2]	8.47	8.85	16.58	12.22
G [kg/m]	2.29	2.39	4.48	3.30
part number	SX4000N	SX9000N	SX9500N	SX9600N
per m charge	SX4001N	SX9001N	SX9501N	SX9601N
cutting charge	SB1001	SB1003	SB1003	SB1003

Maintenance Door Profiles

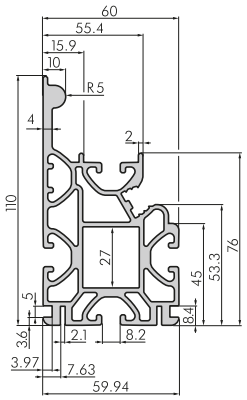

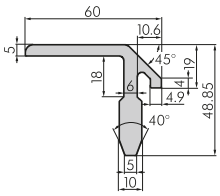

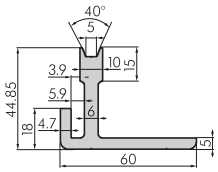

➔ I-11

Technical Data	Door Profile 110 x 60	Door Angle Profile Internal	Door Angle Profile External
I_x [cm4]	129.87	13.32	14.69
I_y [cm4]	55.62	14.68	11.30
W_x [cm3]	18.77	3.41	3.69
W_y [cm3]	15.93	4.69	3.61
A [cm2]	14.97	6.45	6.31
G [kg/m]	4.06	1.74	1.70
part number	SX6110N	SX6100N	SX6000N
per m charge	SX6111N	SX6101N	SX6001N
cutting charge	SB1003	SB1001	SB1001

Maintenance Door Profiles

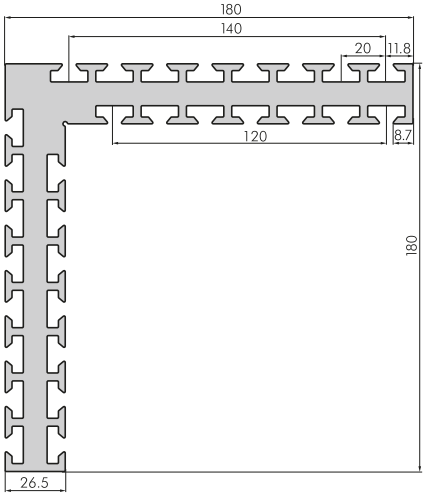

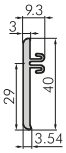

➔ I-11

Technical Data	Corner Joining Profile	Door Blend Profile 40	Door Blend Profile 82
I_x [cm4]	1,642.63	1.69	17.51
I_y [cm4]	1,642.63	0.07	0.13
W_x [cm3]	129.29	0.79	4.27
W_y [cm3]	129.29	0.09	0.19
A [cm2]	56.76	1.41	2.89
G [kg/m]	15.33	0.38	0.78
part number	SX9900N	SX5000N	SX5100N
per m charge	SX9901N	SX5001N	SX5101N
cutting charge	SB1003	SB1001	SB1001
Price and delivery time			on request

PALETTI

Shutter Door Profiles

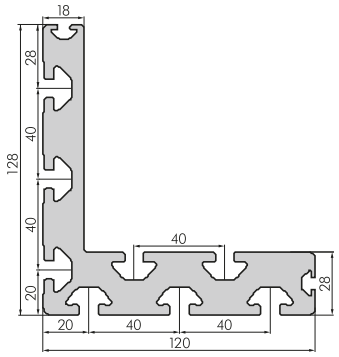

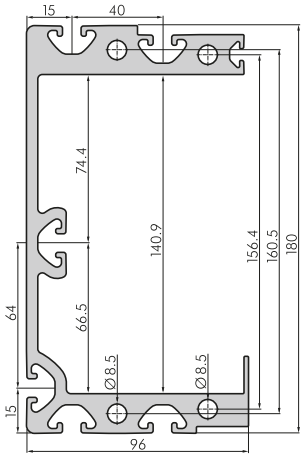

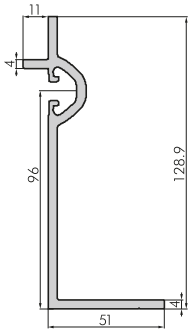

➔ I-6

Technical Data	Angle 120 x 128 (for bearings)	Shutter Door Guidance 1	Shutter Door Guidance 2
I_x [cm4]	475.63	1,689.97	158.13
I_y [cm4]	519.63	336.44	13.38
W_x [cm3]	52.63	183.06	21.83
W_y [cm3]	66.95	54.39	3.71
A [cm2]	37.42	34.48	8.44
G [kg / m]	10.10	9.31	2.28
part number	SX7500N	SX8600N	SX7700N
per m charge	SX7501N	SX8601N	SX7701N
cutting charge	SB1003	SB1003	SB1003

Shutter Door Profiles

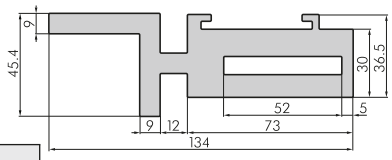

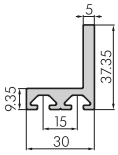

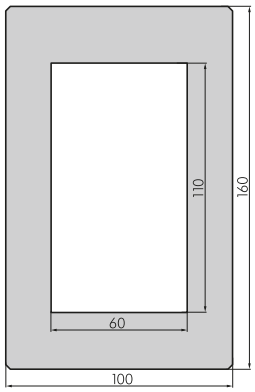

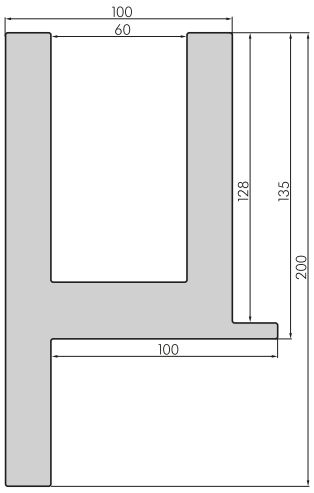

➔ I-6

Technical Data	Linear Actuator	Angle 30 x 37 (Shell)	Return Unit Lower Part	Return Unit Upper Part
I_x [cm4]	35.21	3.58	2,742.80	2,095.57
I_y [cm4]	327.99	2.74	1,133.39	1,167.08
W_x [cm3]	13.37	1.48	342.85	197.81
W_y [cm3]	42.89	1.34	226.68	155.14
A [cm2]	27.36	3.21	93.92	83.39
G [kg/m]	7.39	0.87	25.36	22.52
part number	SX8500N	SX7600N	SP9970N	SP9980N
per m charge	SX8501N	SX7601N	SP9971N	SP9981N
cutting charge	SB1002	SB1001	SB1003	SB1003

Shutter Door Profiles

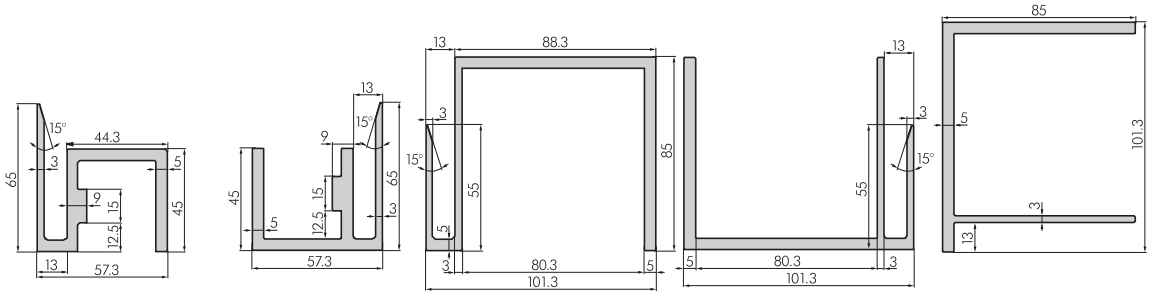

➔ I-6

Technical Data	Shutter Door Cover Lower Shell	Shutter Door Cover Upper Shell	Shutter Door Cover Wall Bottom	Shutter Door Cover Wall Top	Shutter Door Cover
I_x [cm4]	22.60	23.50	110.80	88.12	157.69
I_y [cm4]	37.55	37.55	202.97	201.03	85.29
W_x [cm3]	5.91	5.18	21.54	15.07	26.33
W_y [cm3]	11.92	11.92	38.20	37.63	14.50
A [cm2]	9.20	9.20	12.97	12.89	11.46
G [kg/m]	2.48	2.48	3.50	3.48	3.09
part number	SX7180N	SX7190N	SX7250N	SX7260N	SX7200N
per m charge	SX7181N	SX7191N	SX7251N	SX7261N	SX7201N
cutting charge	SB1001	SB1001	SB1002	SB1002	SB1002

Process Door Profiles

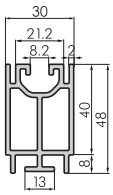

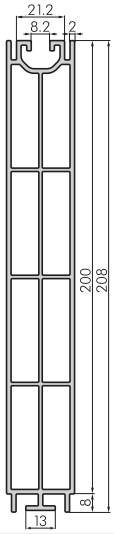

➔ I-6 – I-14

Technical Data	Process Door Profile 40	Process Door Profile 200
I_x [cm4]	10.40	591.06
I_y [cm4]	4.66	17.90
W_x [cm3]	4.19	55.94
W_y [cm3]	3.11	11.93
A [cm2]	4.49	14.28
G [kg/m]	1.21	3.86
part number	SX7010N	SX7000N
per m charge	SX7011N	SX7001N
cutting charge	SB1001	SB1003

Sliding Process Door Profiles

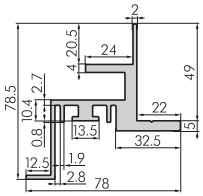

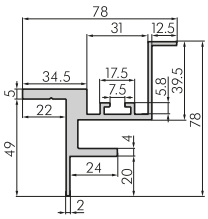

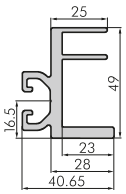

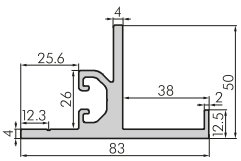

➔ I-13

Technical Data	Sliding Process Door Top	Sliding Process Door Bottom	Sliding Process Door Side	Sliding Process Door Side Fixed
I_x [cm4]	17.52	17.38	14.29	12.48
I_y [cm4]	24.53	23.03	5.21	23.35
W_x [cm3]	4.19	4.21	5.05	3.29
W_y [cm3]	5.78	5.28	2.27	5.55
A [cm2]	7.90	7.26	5.62	7.20
G [kg/m]	2.13	1.96	1.52	1.94
part number	SX7130N	SX7140N	SX7150N	SX7120N
per m charge	SX7131N	SX7141N	SX7151N	SX7121N
cutting charge	SB1001	SB1001	SB1001	SB1001

Sliding Process Door Profiles

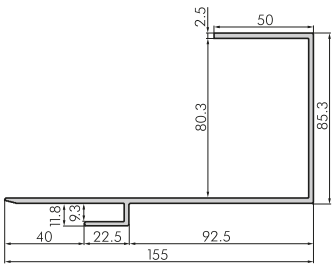

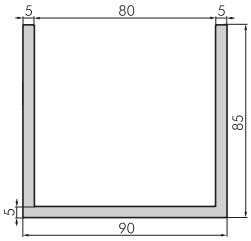

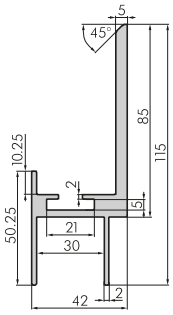

➔ I-13

Technical Data	Sliding Process Door Enclosure Profile Side	Sliding Process Door Cover Profile Top	Sliding Process Door Cover Profile Middle
I_x [cm4]	89.66	94.71	66.15
I_y [cm4]	177.05	175.00	17.20
W_x [cm3]	14.74	17.12	10.39
W_y [cm3]	17.00	38.89	5.93
A [cm2]	7.76	12.50	8.03
G [kg/m]	2.10	3.38	2.17
part number	SX7160N	SX7170N	SX7110N
per m charge	SX7161N	SX7171N	SX7111N
cutting charge	SB1003	SB1002	SB1002

Vertical Lift Door Profiles

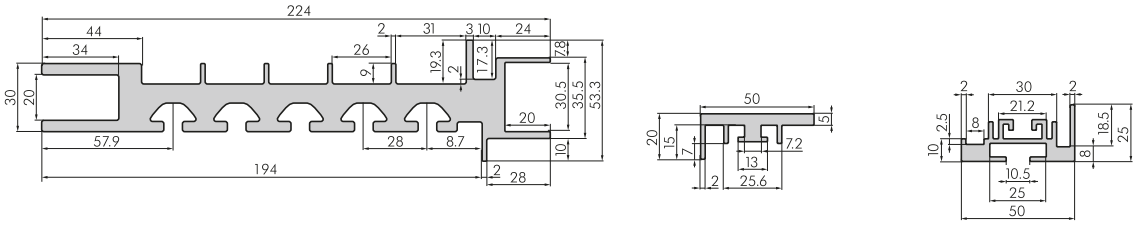

Technical Data	Vertical Lift Door Carriage Profile	Vertical Lift Door Top	Vertical Lift Door Bottom
I_x [cm4]	26.05	0.63	1.38
I_y [cm4]	1,309.25	7.24	10.62
W_x [cm3]	9.57	0.42	0.81
W_y [cm3]	115.18	2.64	3.92
A [cm2]	34.83	3.76	4.11
G [kg/m]	9.40	1.02	1.02
part number	SX8200N	SX8130N	SX8140N
per m charge	SX8201N	SX8131N	SX8141N
cutting charge	SB1003	SB1001	SB1001
Price and delivery time	on request	on request	on request

Vertical Lift Door Profiles

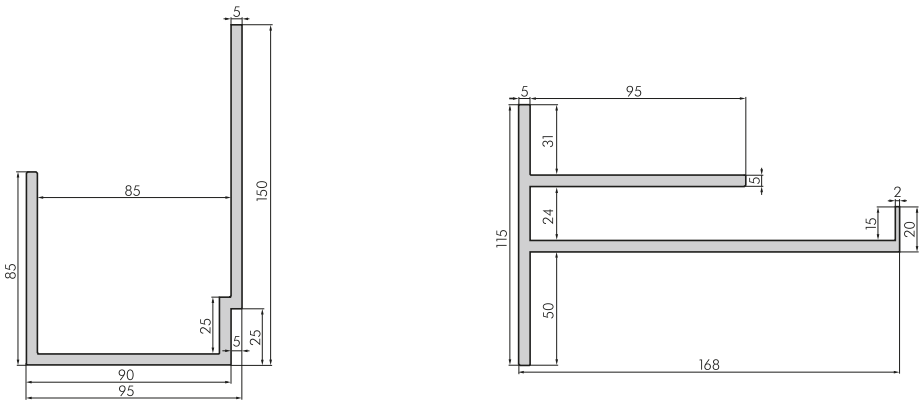

Technical Data	Vertical Lift Door Enclosure Profile Top	Vertical Lift Door Seal Profile Top
I_x [cm4]	305.95	90.15
I_y [cm4]	246.16	493.12
W_x [cm3]	29.85	14.74
W_y [cm3]	43.76	43.16
A [cm2]	16.00	18.95
G [kg/m]	4.32	5.12
part number	SX8170N	SX8370N
per m charge	SX8171N	SX8371N
cutting charge	SB1002	SB1003
Price and delivery time	on request	on request

PALETTI

Vertical Lift Door Profiles

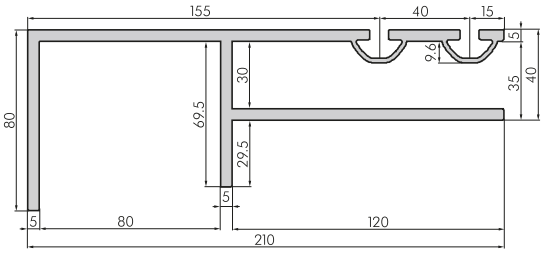

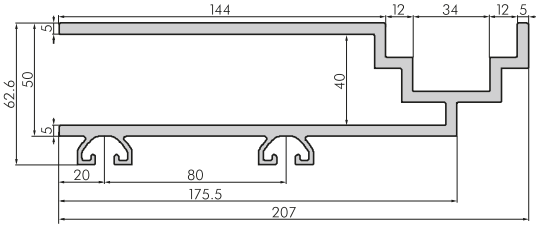

Technical Data	Vertical Lift Door Enclosure Profile Bottom	Vertical Lift Door Seal Profile Bottom
I_x [cm4]	104.65	105.52
I_y [cm4]	989.45	873.73
W_x [cm3]	18.29	31.02
W_y [cm3]	88.87	83.68
A [cm2]	23.76	24.53
G [kg/m]	6.42	6.62
part number	SX8150N	SX8360N
per m charge	SX8151N	SX8361N
cutting charge	SB1003	SB1003
Price and delivery time	on request	on request

Vertical Lift Door Profiles

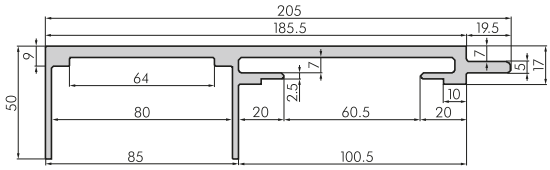

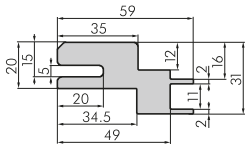

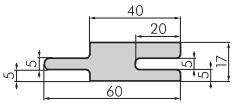

Technical Data	Vertical Lift Door Enclosure Profile Side	Brush Cavity Profile	Brush Cavity Extension Profile
I_x [cm4]	15.96	6.22	1.38
I_y [cm4]	568.63	19.19	10.62
W_x [cm3]	3.82	3.62	0.81
W_y [cm3]	115.18	6.06	3.92
A [cm2]	34.83	9.06	4.11
G [kg/m]	9.40	2.45	1.02
part number	SX8160N	SX8400N	SX8410N
per m charge	SX8161N	SX8401N	SX8411N
cutting charge	SB1003	SB1001	SB1001
Price and delivery time	on request	on request	on request

Vertical Lift Door Profiles

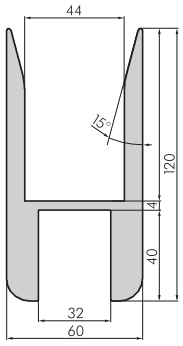

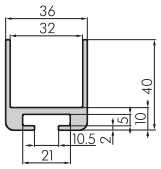

Technical Data	Shutter Door Enclosure Profile	Shutter Door Security Profile
I_x [cm4]	2.45	14.32
I_y [cm4]	7.43	23.79
W_x [cm3]	1.60	4.89
W_y [cm3]	2.41	5.11
A [cm2]	4.80	7.20
G [kg/m]	1.30	1.94
part number	SX8180N	SX8190N
per m charge	SX8181N	SX8191N
cutting charge	SB1002	SB1001

Exhaust Vent Profiles

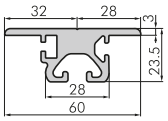

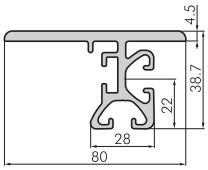

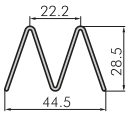

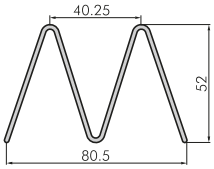

➔ I-16

Technical Data	Exhaust Vent Frame Profile 60	Exhaust Vent Frame Profile 80	Exhaust Vent Fin Profile 40	Exhaust Vent Fin Profile 80
I_x [cm4]	2.45	14.32	1.20	10.15
I_y [cm4]	7.43	23.79	2.95	24.06
W_x [cm3]	1.60	4.89	0.84	3.88
W_y [cm3]	2.41	5.11	1.33	5.98
A [cm2]	4.80	7.20	1.80	4.43
G [kg/m]	1.30	1.94	0.49	1.20
part number	SX4100N	SX4200N	SX4500N	SX4600N
per m charge	SX4101N	SX4201N	SX4501N	SX4601N
cutting charge	SB1001	SB1001	SB1001	SB1001

PALETTI

Segment Door Profiles

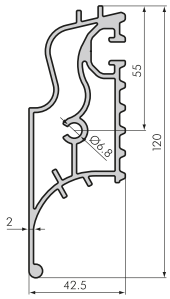

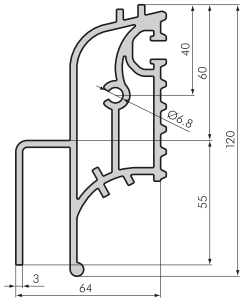

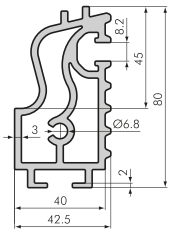

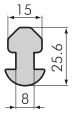

➔ I-8

Technical Data	Segment Door Profile 120 x 42.5	Segment Door Profile 120 x 66.5	Segment Door Profile 80 x 42.5	Timing Belt Clamp Profile
I_x [cm^4]	87.20	139.52	57.01	1.51
I_y [cm^4]	17.90	54.99	15.52	0.41
W_x [cm^3]	12.32	21.03	13.96	1.18
W_y [cm^3]	8.29	14.37	6.55	0.48
A [cm^2]	9.20	14.47	10.45	2.92
G [kg/m]	2.48	3.91	2.82	0.79
part number	SX7800N	SX7810N	SX7820N	SX7830N
per m charge	SX7801N	SX7811N	SX7821N	SX7831N
cutting charge	SB1002	SB1002	SB1001	SB1001
Price and delivery time	on request	on request	on request	on request

Rotary Process Door

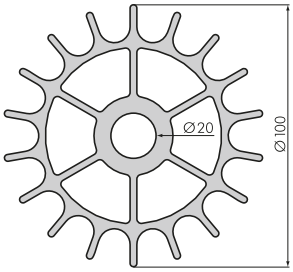

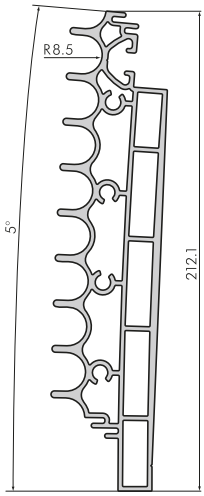

Technical Data	Rotary Table Star Profile Ø 116	Rotary Table Profile Ø 4700
I_x [cm4]	217.73	681.68
I_y [cm4]	217.73	32.48
W_x [cm3]	37.54	61.65
W_y [cm3]	38.10	11.82
A [cm2]	29.32	20.16
G [kg/m]	7.92	5.44
part number	SX7450N	SX7350N
per m charge	SX7451N	SX7351N
cutting charge	SB1001	SB1001
Price and delivery time	on request	on request

Rotary Process Door

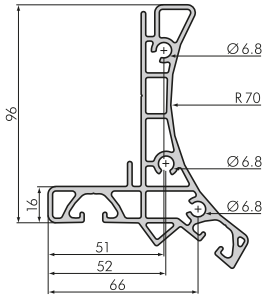

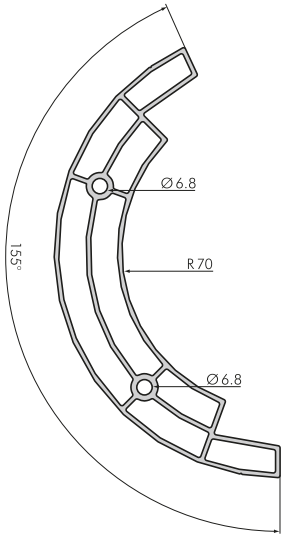

Technical Data	Pillar Profile, Segment 1	Pillar Profile, Segment 2
I_x [cm4]	122.89	501.22
I_y [cm4]	45.20	88.95
W_x [cm3]	18.09	48.16
W_y [cm3]	9.51	14.33
A [cm2]	11.90	15.87
G [kg/m]	3.21	4.28
part number	SX7900N	SX7910N
per m charge	SX7901N	SX7911N
cutting charge	SB1003	SB1003
Price and delivery time	on request	on request

Rotary Process Door

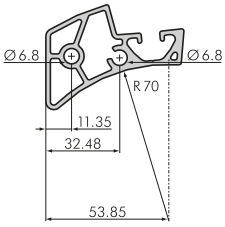

Technical Data	Pillar Profile, Segment 3
I_x [cm4]	5.86
I_y [cm4]	19.53
W_x [cm3]	2.37
W_y [cm3]	5.61
A [cm2]	5.51
G [kg/m]	1.51
part number	SX7920N
per m charge	SX7921N
cutting charge	SB1001
Price and delivery time	on request

Extruding Press Profiles
(according to DIN EN 12020 part 2)

alloy:	Al Mg Si 0.5 F 25
material-№:	3.3206.72
condition:	hardened off by heat

Mechanical Data
(values in direction of press)

	Standard Profiles	Precision Profiles
tensile strength Rm:	min. 245 $^{N}/_{mm^2}$	min. 350 $^{N}/_{mm^2}$
elastic limit Rp 0.2:	min. 195 $^{N}/_{mm^2}$	min. 290 $^{N}/_{mm^2}$
ductile yield:	min 10 %	min 10 %
modulus of elasticity:	70 $^{kN}/_{mm^2}$	70 $^{kN}/_{mm^2}$
Brinell hardness:	HB 75	HB 108
thermal expansion 20 - 100°C:	$23.4 \cdot 10^{-6}$ / °C	$23.1 \cdot 10^{-6}$ / °C
density:	2.7 $^{kg}/_{dm^3}$	2.77 $^{kg}/_{dm^3}$

Tolerances

Production related deviations in regards to straightness, flatness and twist but also outside and t-slot dimensions are in accordance with the standard DIN EN 12020: 9001 part 2.

Surface Treatment

anodized to E6 / EV1 (natural) or
E6 / EV6 (black)
coating thickness: ca. 15 µm
coating hardness: 250 - 350 HV
RAL colors powder coated (on request).

Supplied Lengths
(according to DIN EN 12020 part 2)

Requirements for exact extrusion lengths should be communicated with your order. Standard 3 m or 6 m length extrusions may be slightly longer due to production related requirements.

NV Profile T-Slot

The NV t-slot is not pretensioned. The NV profile range has been designed for use with gauge plates and linear bearings, that require the profile surface to be flat. E.g. Jigs, fixtures and special purpose machines.

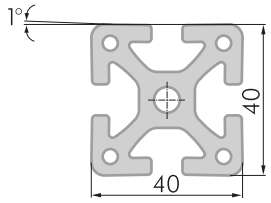

pretensioned 1° *not pretensioned*

PALETTI

Tolerances Of External Dimensions And T-Slot Positions

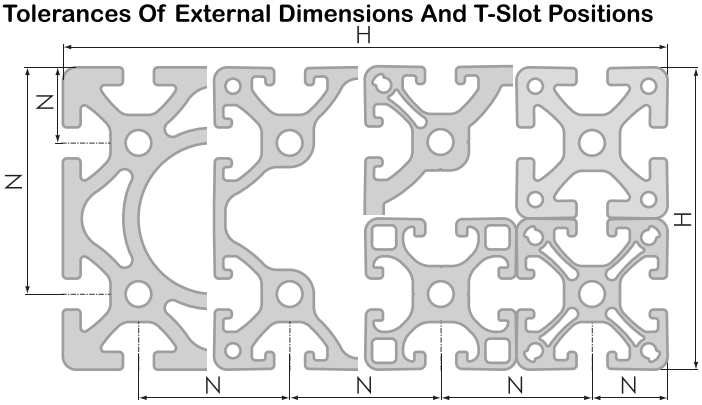

width H [mm] above	till	tolerances of external dimension H or rather t-slot position N ± [mm]
0	10	0.10
10	20	0.15
20	40	0.20
40	60	0.30
60	80	0.40
80	100	0.45
100	120	0.50
120	160	0.60
160	240	0.80

T-Slot Dimension Tolerances

The **standard**, **double bridge**, **semi**, **light** and **superlight** series profiles possess a standardised t-slot shape. This guarantees that all fasteners and accessories can be utilised with the different profile series and sizes.

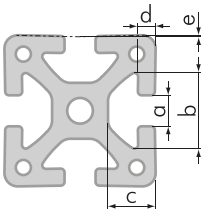

gauge	20	30	40
a	5.20 ± 0.1	8.20 ± 0.1	8.20 ± 0.1
b	11.50 + 0.3	19.60 ± 0.1	20.00 ± 0.1
c	6.35 ± 0.2	10.10 ± 0.2	12.40 ± 0.2
d	1.80 ± 0.1	2.50 ± 0.1	4.50 ± 0.1
e	0.15 ± 0.1	0.18 ± 0.1	0.20 ± 0.1

Center Holes

The center hole bore of the profiles can be opened up according to the table. Profiles of the series superlight (40 mm) and midi (30 mm), however, may not be opened up due to the wall section around the center hole.

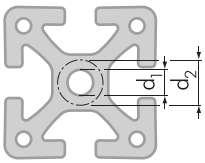

	20	30	40
drilling d_1	Ø 4.3 -0.2 mm (M 5)	Ø 6.8 -0.2 mm (M 8)	Ø 6.8 -0.2 mm (M 8)
drillable up to max. d_2	Ø 6 mm (M 6)	–	Ø 13 mm (M 12) (not for sl)

Drilling Position Tolerances

The drilling position tolerance is dependent upon the number of the center hole bores and the contour of the profile.

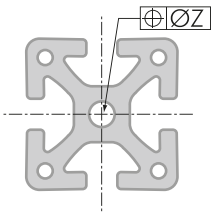

profiles with open t-slots		profiles with closed t-slots	
number of drillings	Z [mm]	number of drillings	Z [mm]
1	0.4	1	0.6
2 to 4	0.6	> 1	0.8
> 4	0.8		

T-Slot Strength

Information in regards to the maximum allowable t-slot load capability F.
These values already contain a safety factor (S > 2) against plastic deformation.

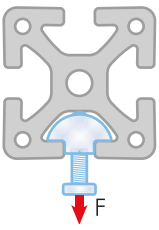

t-slot shape	max. pull charge F	matrix
standard	5000 N	40
double br.	3250 N	40
semi	2500 N	40
light	2000 N	40
superlight	1750 N	40
midi	750 N	30
mini	500 N	20

Torsion



width W [mm] above	till	torsion tolerance T [mm] for nominal length L [mm] till 1000	till 2000	till 3000	till 4000	till 5000	till 6000
–	25	1.0	1.5	1.5	2.0	2.0	2.0
25	50	1.0	1.2	1.5	1.8	2.0	2.0
50	75	1.0	1.2	1.2	1.5	2.0	2.0
75	100	1.0	1.2	1.5	2.0	2.2	2.5
100	125	1.0	1.5	1.8	2.2	2.5	3.0
125	150	1.2	1.5	1.8	2.2	2.5	3.0
150	200	1.5	1.8	2.2	2.6	3.0	3.5
200	300	1.8	2.5	3.0	3.5	4.0	4.5

Straightness Tolerance
transverse

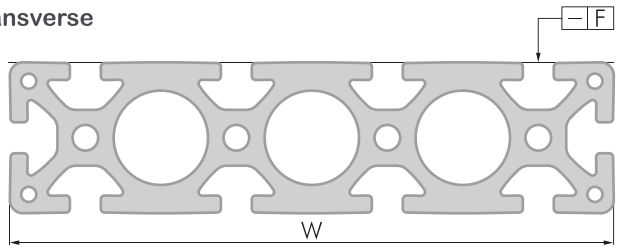

width W [mm] above	till	straightness tolerance F [mm]
0	30	0.20
30	60	0.30
60	100	0.40
100	150	0.50
150	200	0.70
200	250	0.85

Straightness Tolerance
longitudinal

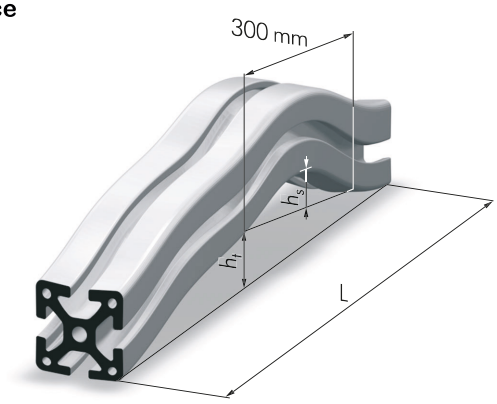

length L [mm]	straightness tolerance ht for nominal length L [mm]
till 1000	0.7
till 2000	1.3
till 3000	1.8
till 5000	2.2
till 5000	2.6
till 6000	3.0

The straightness tolerance h_t is in relation to a corresponding length L and will not exceed the stated value in the table. The straightness tolerance h_s will not exceed 0.3 mm per 300 mm in length.

Angle Tolerance

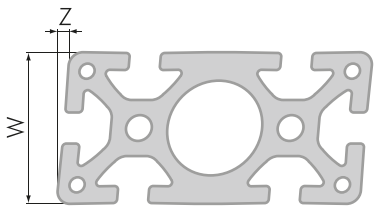

width W [mm] above	till	permissible deflection Z [mm] from a right angle
0	20	0.2
20	40	0.4
40	80	0.6
80	120	0.8
120	200	1.2
	>200	1.5

Technical Data
Evaluation Of Deflection

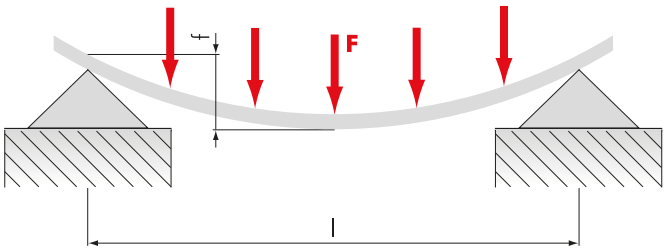

Exposure Case 1 (on two stilts, distributed load)

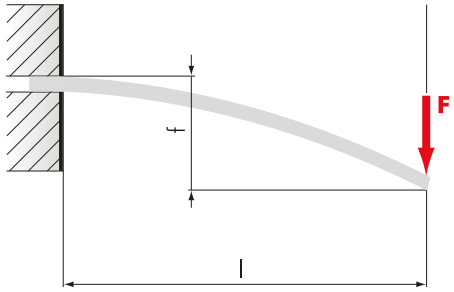

Exposure Case 2 (fixed one-sided, point load)

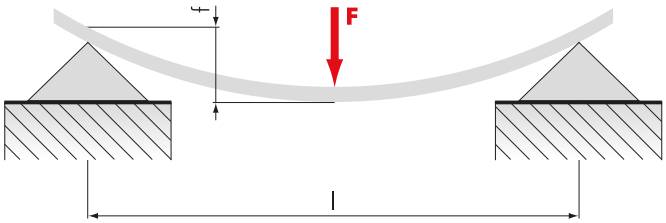

Exposure Case 3 (on two stilts, point load)

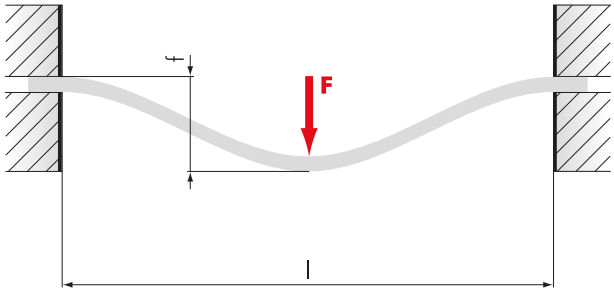

Exposure Case 4 (fixt two-sided, point load)

To calculate deflection the following calculations are to be used:

Exposure Case 1

$$f = \frac{5 \cdot F \cdot L^3}{384 \cdot E \cdot I \cdot 10^4}$$

Exposure Case 1

$$f = \frac{F \cdot L^3}{3 \cdot E \cdot I \cdot 10^4}$$

Exposure Case 3

$$f = \frac{F \cdot L^3}{48 \cdot E \cdot I \cdot 10^4}$$

Exposure Case 4

$$f = \frac{F \cdot L^3}{192 \cdot E \cdot I \cdot 10^4}$$

To calculate deflection caused by dead weight the following calculations are to be used:

Exposure Case 2

$$f = \frac{F \cdot L^3}{8 \cdot E \cdot I \cdot 10^4}$$

Exposure Case 3

$$f = \frac{5 \cdot F \cdot L^3}{384 \cdot E \cdot I \cdot 10^4}$$

Exposure Case 4

$$f = \frac{F \cdot L^3}{384 \cdot E \cdot I \cdot 10^4}$$

F load [N]
L profile length [mm]
I moment of inertia [cm⁴]
E modulus of elasticity [N / mm²]
E_{Al} = 70,000 N / mm²

Control Of The Deflection

$$s = \frac{M_b}{W \cdot 10^3}$$

s deflection [N / mm²]
M_b maximum bending [N / mm]
W resistive moment [cm³]

Example

known values: Profile 40 x 80 double bridge, upright
F = 10,000 N
L = 500 mm
I = 73.74 cm⁴

to calculate: deflection f

Results

Exposure Case 1: f = 1.17 mm
Exposure Case 2: f = 8.07 mm
Exposure Case 3: f = 0.50 mm
Exposure Case 4: f = 0.126 mm